



Data Sheet



Product Category: RF SAW Filter

Part Number	Package	Application	Last Modified
803-RF384.0M-A	3.8 x 3.8 SMD	CDMA Rx	Jan. 01, 2007

TYPE :
CDMA Rx RF SAW Filter



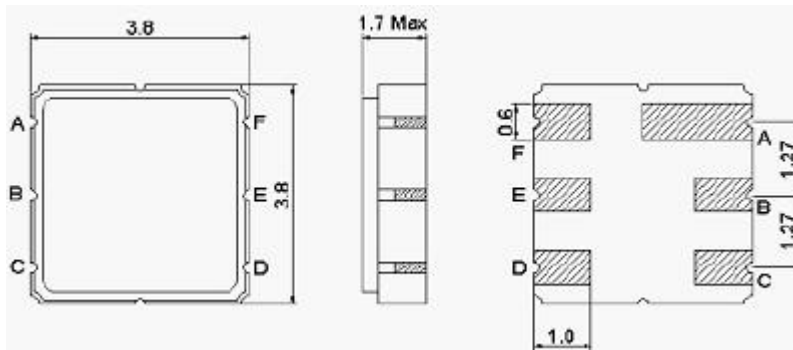
PART NUMBER :
803-RF384.0M-A

OPERATING CONDITIONS / ELECTRICAL CHARACTERISTICS

PARAMETERS	Condition	Minimum	Typical	Maximum	Units
Center Frequency (Fo)	-	-	384.0	-	MHz
Maximum Insertion Loss	382.0 ~ 386.0 MHz	-	2.5	3.5	dB
Attenuation:	DC ~ 350.0 MHz	50	60	-	dB
	372.0 ~ 376.0 MHz	50	55	-	
	400.0 ~ 500.0 MHz	45	49	-	
Source Impedance (single ended)*	-	-	50	-	ohm
Load Impedance (single ended)*	-	-	50	-	ohm
Amplitude Ripple	382.0 ~ 386.0 MHz	-	0.9	1.5	dBp-p
VSWR	382.0 ~ 386.0 MHz	-	1.7	2.2	-
Maximum Input Power	-	-	-	27	dBm
Maximum DC Voltage	-	-	-	0	V
Operating Temperature	-	-30	-	+80	°C

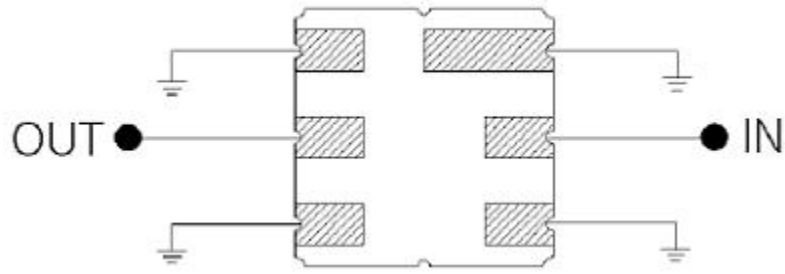
* No Matching Network (Ref. Testing Environment Circuit as shown)

PACKAGE OUTLINE (mm)



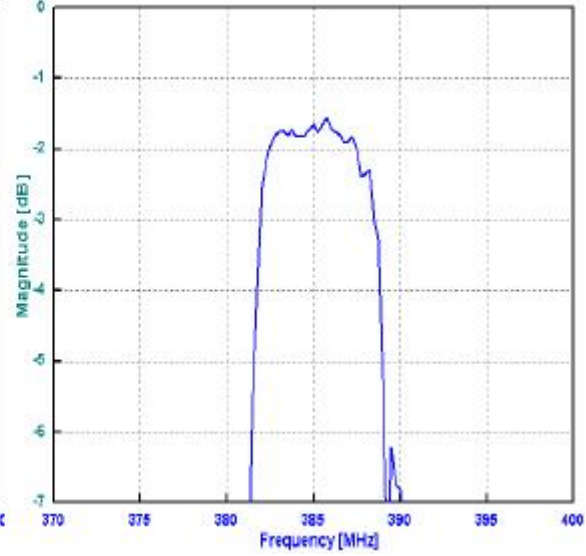
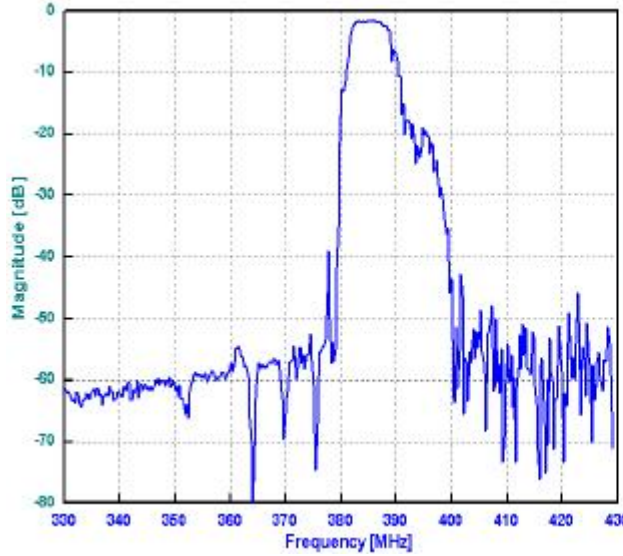
PIN LAYOUT	
A	Ground
B	In
C	Ground
D	Ground
E	Out
F	Ground

TEST FIXTURE

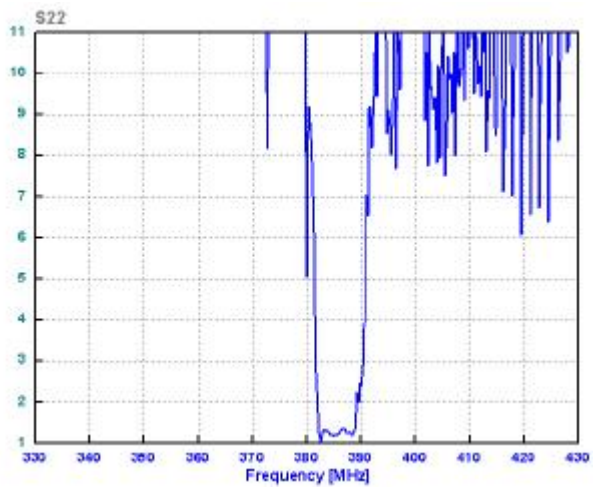
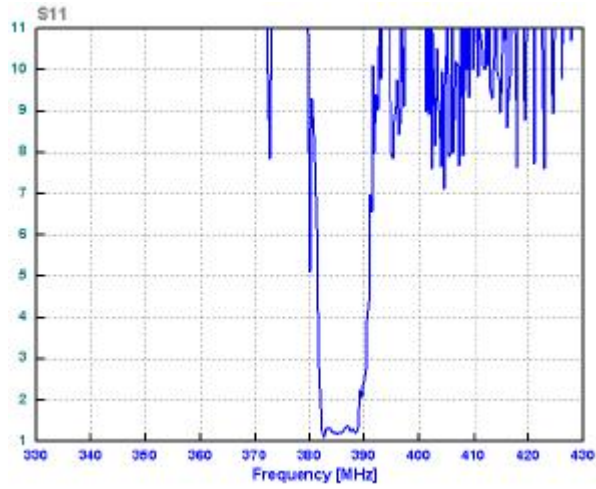


Source/ Load Impedance = 50 ohms

FREQUENCY RESPONSE

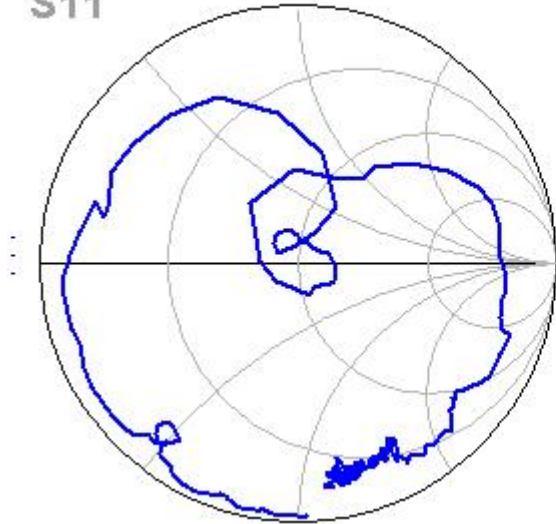


VSWR

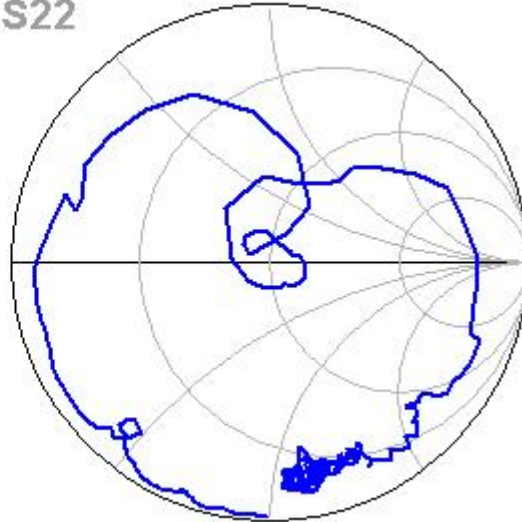


SMITH CHART

S11



S22



Oscilent Corporation - CALL **949.252.0522**
18195 East McDermott Street , Building D , Irvine , CA 92614 , USA
Fax: 949.252.0599 , E-Mail: Sales@Oscilent.com

Part No.: 803-RF384.0M-A