

OTS-1Ref

Reference Oscillator Link



Optiva® SERIES Professional Media Transport

SATCOM



Features

- 1 to 20 MHz optimized for reference signals
- 15dB adjustable gain range provides perfect level match for signal distribution
- Designed for high level signal input
- 50 Ohm BNC
- Receiver RF power monitoring via LED, SMA & remote monitoring
- SNMP monitoring and control
- High-dynamic-range, optically-isolated DFB lasers run cooler and require less power
- Fits in Optiva® enclosures, which support Daisy Chain™ video, audio and data links.
- Hot swap redundant power supplies virtually eliminate downtime
- 16, 4, 2, & 1 slot enclosures available

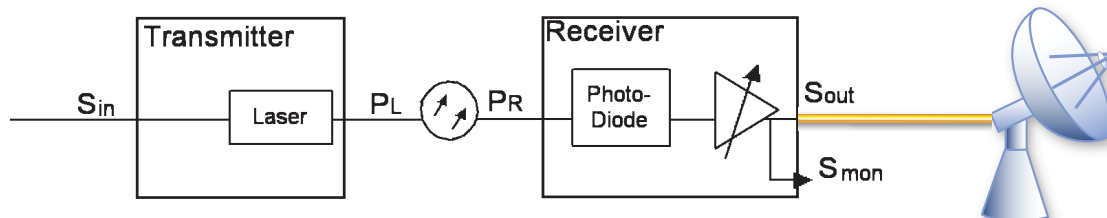
1MHz to 20MHz Reference Oscillator Link

Optiva® reference oscillator fiber intra-facility links are a high performance, cost-effective alternative to coaxial cable. They provide a secure means of transporting low frequency timing and reference signals allowing all transport signals to be phase locked to a single distributed source. Employing fiber optic links provides much longer transmission distances than copper cables, which simplifies network design, eases installation and even enhances immunity from EMI, RFI and lightning. These transmitters and receivers take the high RF performance and diverse features of Emcore's Ortel technology and combines them into a compact package compatible with the Optiva® OT-CC-16 chassis. The enhanced low frequency performance ideally suits the OTS-1Ref optical transport modules for use in applications in conjunction with L-band signal, video, or data signals anywhere between studio and transmission. The OTS-1Ref is the perfect complement to the wide range of Optiva® products.



System Design

Optiva® is a completely modular hot-swappable platform. Both 19" rack mount and compact tabletop or wall-mountable enclosures are available. The 19" rack-mount enclosure (Model OT-CC-16) can support up to 16 insert cards and provides a single power supply (Model PS-200), or a dual-redundant, hot-swappable power supply option. Compact enclosures are available with 1, 2 or 4 slots. The one slot (OT-DTCR-1) and two slot (OT-DTCR-2) enclosures both use an external power supply (PS-9012) and optionally have a standard 2-pin DC power connector for more custom applications. The four-slot 1 RU enclosure (OT-CC-4) uses an integrated power supply. The Optiva® family's existing wide range of video, audio and data transport products include a unique Daisy-Chain™ feature that multiplexes multiple electrical inputs onto a single fiber, thus resulting in an extremely capable, yet conveniently flexible, signal transport system.



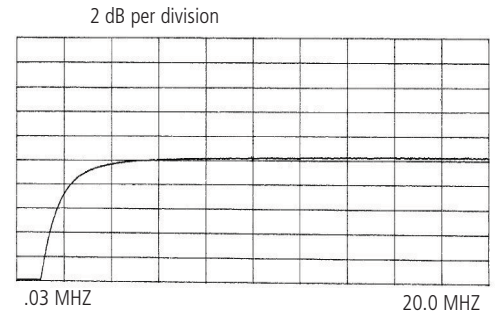
Performance Highlights

	Parameter	Min	Typical	Max	Units	
Link	Frequency Range	1	-	20	MHz	
	RF link Gain (1dBm optical loss, RX gain at max) ¹	2	12	-	dB	
	Fiber Distance	0	-	20	Km	
	Optical Loss	0	-	8	dBm	
	Air Temperature	-10	-	50	°C	
TX	RF input	-	0	15	dBm	
	TX Gain (TG) at 10 MHz ¹	-18	-13	-	dB (W/A)	
	RF Flatness (1-20 MHz)	-	0.5	2	dB PP	
	Input IP3 (0dBm per tone, 10&11 MHz)	30	34	-	dBm	
	Carrier to Noise Ratio, (3dBm RF input, 10 MHz)	130	136	-	dB/Hz	
	Spur Free Dynamic Range (1dBm loss)	105	> 111	-	dB/Hz ²⁰	
	RF return loss	-	-15	-10	dB	
	Optical Power	5	6	7	dBmo	
	DC Power	-	12	-	V	
			-	110	150	mA
	RX	RX Gain (RG), at 10 MHz ¹	22	27	-	dB (A/W)
Gain Flatness (max gain) 1-20 MHz		-	0.5	2	dB PP	
RF Return Loss		-	-19	-15	dB	
Output IP3 (10&11 MHz)		24	30	-	dBm	
Output P 1dB @ 10 MHz		-	15	-	dBm	
Optical Input		-12	-	10	dBmo	
Optimal		-6	-	10	dBmo	
DC Power		-	12	-	V	
		-	150	200	mA	


1. Link RF Gain_{dB} = TG + RG - 2*FiberLoss_{dB} (assumes Rin = Rout)

2. dBmo & dBm indicate optical power & loss to minimize confusion with RF dBm & dB

Typical Response



OTS-1R (TX & RX)



Ordering Information

Product Code	Specifications
OTS-1RefT/B5-1306-SA-IC	Transmitter, 1-20 MHz, BNC 50 ohm, 1310 nm, 6dBm (typ), SC/APC
OTS-1LT/B5-1303-SA-IC	Transmitter, 50-3000 MHz, BNC 50 ohm, 1310 nm, 3dBm (min), SC/APC
OTS-1LT/B7-1303-SA-IC	Transmitter, 50-2500 MHz, BNC 75 ohm, 1310 nm, 3dBm (min), SC/APC
OTS-1LT/S5-1303-SA-IC	Transmitter, 50-3000 MHz, SMA 50 ohm, 1310 nm, 3dBm (min), SC/APC
OTS-1RefR/B5-SA-IC	Receiver, 1-20 MHz, BNC 50 ohm, SC/APC
OTS-1LR/B5-SA-IC	Receiver, 50-3000 MHz, BNC 50 ohm, SC/APC
OTS-1LR/B7-SA-IC	Receiver, 50-3000 MHz, BNC 75 ohm, SC/APC
OTS-1LR/S5-SA-IC	Receiver, 50-3000 MHz, SMA 50 ohm, SC/APC
OPV-CTRL-IC	NMS SNMP Controller Card & MIB for Optiva Family
OTP-1ETR-A2/A2-LC	Optical Tcvr, 1Ch, Ethernet, SM, Dual LC
OT-CC-16-01	Chassis, 19 in Rack Mount, 16 Slot, 3RU, Rear Access
PS-200-NA	Power Supply, 12 Vdc, 100 to 240 Vac, 50/60 Hz, N. Amer. AC Cord, for OT-CC-16
OT-CC-4-1U-NA	Chassis w/ built-in Power Supply, 1 RU, 4 slots, 110 - 240Vac, N. Amer. AC , Cord
OT-DTCR-1 / OT-DTCR-2	Chassis, flange-mount, w/ Power Supply, 1 slot / 2 slot

Information contained herein is deemed to be reliable and accurate as of issue date. Emcore reserves the right to change the design or specifications of the product at any time without notice. EMCORE and the EMCORE logo are trademarks of the EMCORE Corporation.

Enclosure Options



OT-CC-16



OT-CC-4



OT-DTCR-2



OT-DTCR-1

Rev: January 28, 2009