



KBU10005 THRU KBU1010

SINGLE PHASE SILICON BRIDGE RECTIFIER

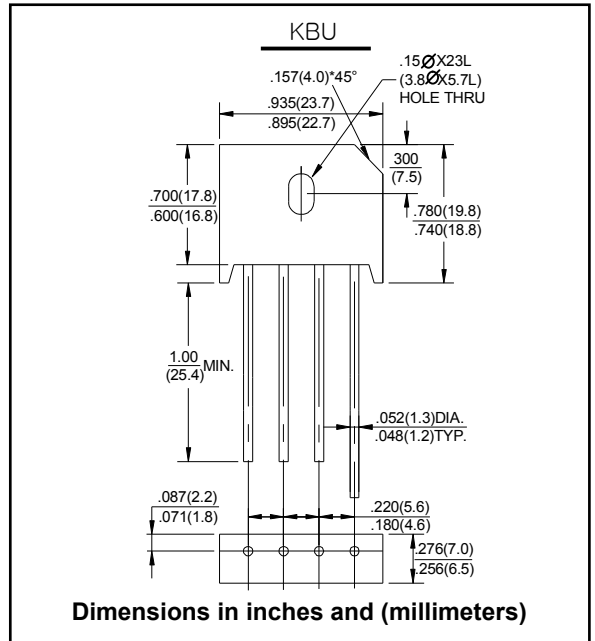
Reverse Voltage - 50 to 1000 Volts Forward Current - 10.0 Ampere

FEATURES

- Ideal for printed circuit board
- Surge overload rating: 300A peak
- High case dielectric strength
- High temperature soldering guaranteed:
260°C/10 seconds at 5lbs. (2.3kg) tension

MECHANICAL DATA

- Case: UL-94 Class V-0 recognized Flame Retardant Epoxy
- Terminals: Plated leads solderable per
MIL-STD 202, method 208
- Mounting Position: Any
- Marking: Type Number



MAXIMUM RATINGS AND ELECTRICAL CHARACTERISTICS

Ratings at 25°C ambient temperature unless otherwise specified.
Single phase half-wave 60Hz, resistive or inductive load, for capacitive load current derate by 20%.

Characteristic	Symbol	KBU 10005	KBU 1001	KBU 1002	KBU 1004	KBU 1006	KBU 1008	KBU 1010	Unit
Peak Repetitive Reverse Voltage	V_{RRM}								V
Working Peak Reverse Voltage	V_{RWM}	50	100	200	400	600	800	1000	
DC Blocking Voltage	V_R								
RMS Reverse Voltage	$V_{R(RMS)}$	35	70	140	280	420	560	700	V
Average Rectified Output Current @ $T_C = 100^\circ\text{C}$	I_O	10.0							A
Non-Repetitive Peak Forward Surge Current 8.3ms Single half sine-wave superimposed on rated load (JEDEC Method)	I_{FSM}	300							A
Forward Voltage (per element) @ $I_F = 5.0\text{A}$	V_{FM}	1.0							V
Peak Reverse Current @ $T_C = 25^\circ\text{C}$ At Rated DC Blocking Voltage @ $T_C = 100^\circ\text{C}$	I_R	10 1.0							μA mA
Rating for Fusing ($t < 8.3\text{ms}$) (Note 1)	I^2t	373							A^2s
Typical Thermal Resistance (Note 2)	$R_{\theta JC}$	8.0							K/W
Operating and Storage Temperature Range	T_j, T_{STG}	-65 to +150							$^\circ\text{C}$

Note: 1. Non-repetitive for $t > 1\text{ms}$ and $< 8.3\text{ms}$.
2. Thermal resistance junction to case per element mounted on PC board with 13.0x13.0x0.03mm thick land areas.



KBU8005 THRU KBU810

RATINGS AND CHARACTERISTIC CURVES

FIG.1- MAXIMUM NON-REPETITIVE FORWARD SURGE CURRENT PER BRIDGE ELEMENT

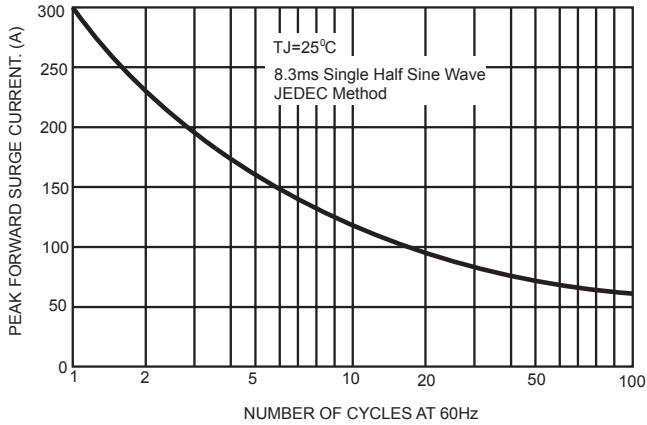


FIG.2- MAXIMUM FORWARD CURRENT DERATING CURVE

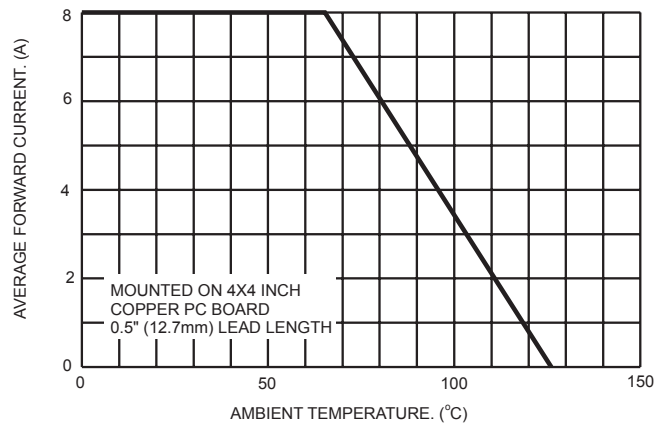


FIG.3- TYPICAL INSTANTANEOUS FORWARD CHARACTERISTICS PER BRIDGE ELEMENT

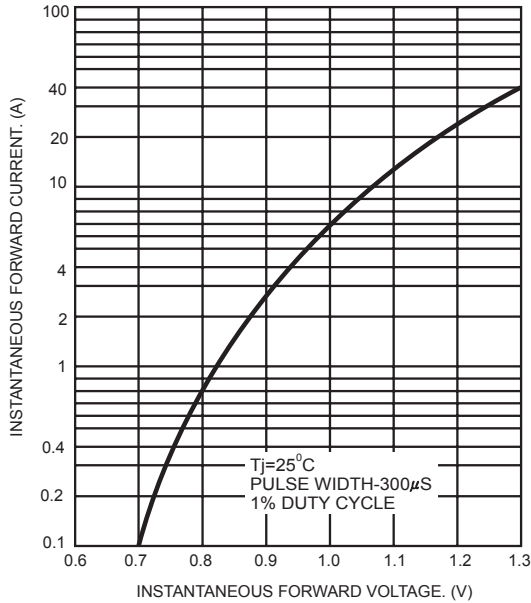


FIG.4- TYPICAL REVERSE CHARACTERISTICS PER BRIDGE ELEMENT

