

VOLTAGE CONTROLLED OSCILLATOR


SURFACE MOUNT MODEL: DCMO90220-12

WIDE BANDWIDTH

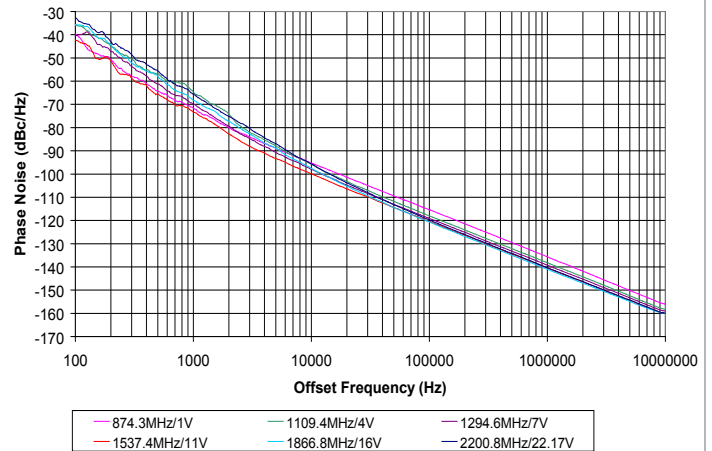
900 - 2200 MHz

FEATURES:

- ▶ Exceptional Phase Noise Performance
- ▶ Small Size, Surface Mount
- ▶ Lead Free REL-PRO® Technology



Phase Noise



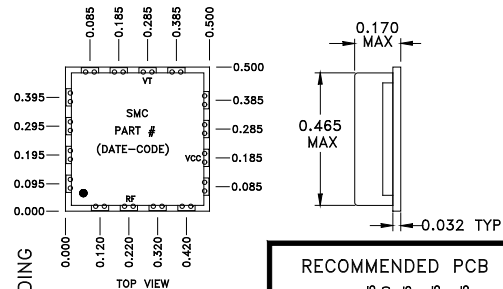
SPECIFICATIONS (Rev. G 07/03/07)

Frequency	900 - 2200 MHz
Tuning Voltage	See table below.
Bias Voltage	+12 VDC @ 35 mA (Max)
Output Power	+4 dBm (Min)
Tuning Sensitivity	30 - 90 MHz/V (Typ)
Output Impedance	50 Ohms (Nom)
Harmonic Suppression	10 dB (Min)
Frequency Pulling	15 MHz (Typ @ 1.75:1 VSWR)
Frequency Pushing	8 MHz/V (Typ)
Phase Noise @ 10 kHz	-99 dBc/Hz (Typ)
Operating Temperature Range	-40 to +85 °C

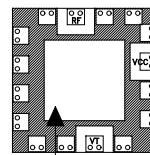
Guaranteed Tuning Specifications

Tuning Voltage (V)	Frequency (MHz)
0.5	900 (Max)
5	1100 (Min)
8	1250 (Min)
12	1500 (Min)
15	1650 (Min)
18	1850 (Min)
24	2200 (Min)

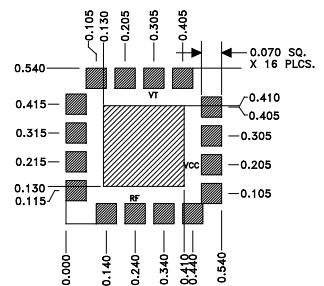
Package # 278LF



REL-PRO® PATENT PENDING



RECOMMENDED PCB LAYOUT



OPTIONAL SOLDER AREA FOR HIGH VIBRATION ENVIRONMENT

TOLERANCES ON THREE DECIMAL PLACES = ± 0.015

PACKAGE MOUNTING: SEE APPLICATION NOTE AN7200

ALL UNLABELED PINS TO BE GROUNDING.

This product is manufactured under one or more of the following patents: Approved: 5,160,810; 5,122,621; 5,390,349; 5,416,449; 5,650,754; 5,805,431; 6,525,623; 6,850,575; 7,088,189; 7,180,381; 7,196,591 | Pending: 60/493075; 60/501371 & 60/501790; 60/527957 & 60/528670; 60/563481; 60/564173; 60/589090; 60/601823; 60/605791; EV31369834; 11/259766; 60/622485 & 60/710310; 10/937525/60/736901; 60/732787

Copyright © Synergy Microwave Corporation
201 McLean Boulevard • Paterson, New Jersey 07504 • Tel: (973) 881-8800 • Fax: (973) 881-8361
E-Mail: sales@synergymw.com • World Wide Web: http://www.synergymw.com



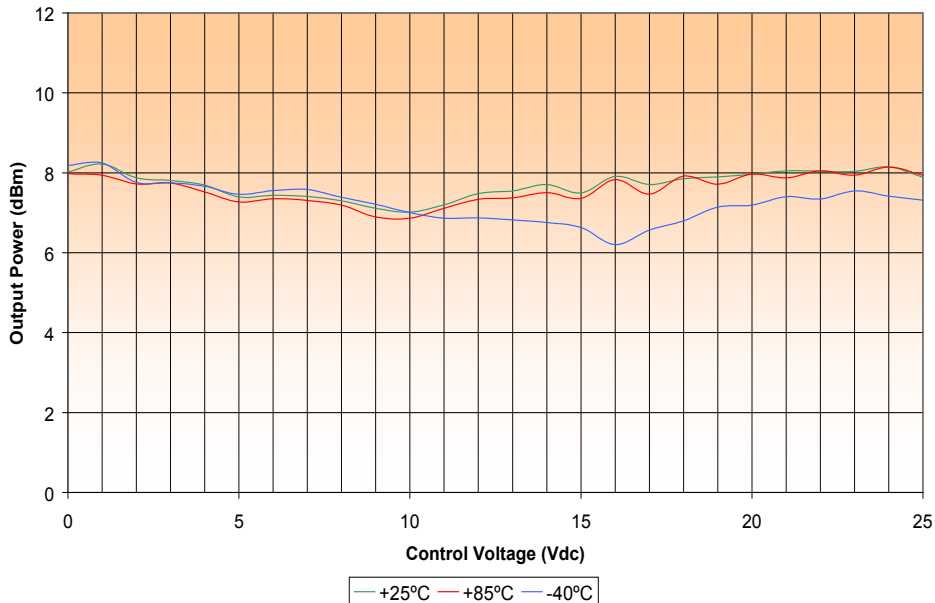
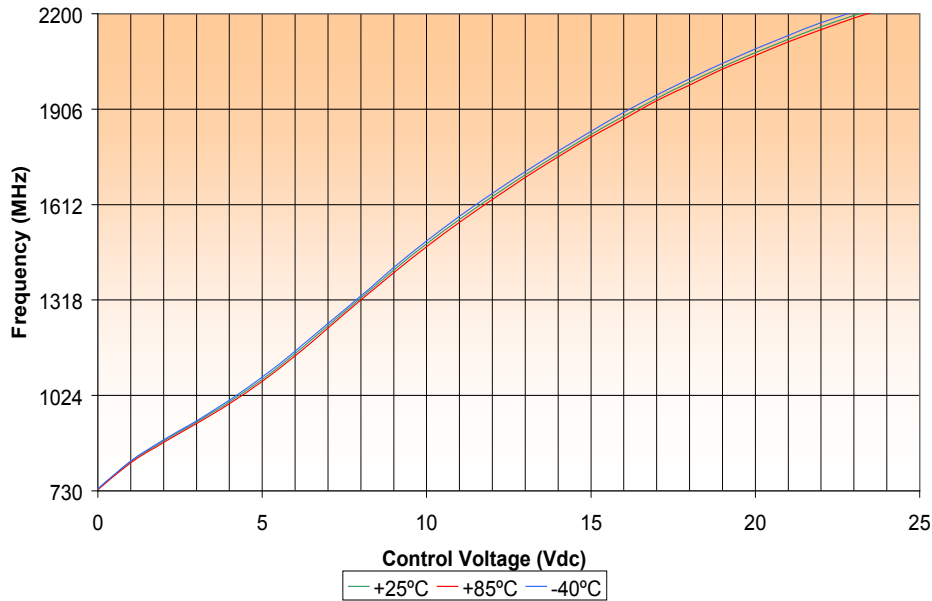
VOLTAGE CONTROLLED OSCILLATOR

SURFACE MOUNT MODEL: DCMO90220-12

WIDE BANDWIDTH

900 - 2200 MHz

PERFORMANCE PLOTS



This product is manufactured under one or more of the following patents: Approved: 5,160,810; 5,122,621; 5,390,349; 5,416,449; 5,650,754; 5,805,431; 6,525,623; 6,850,575; 7,088,189; 7,180,381; 7,196,591 | Pending: 60/493075; 60/501371 & 60/501790; 60/527957 & 60/528670; 60/563481; 60/564173; 60/589090; 60/601823; 60/605791; EV31369834; 11/259766; 60/622485 & 60/710310; 10/937525/60/736901; 60/732787

Copyright © Synergy Microwave Corporation
201 McLean Boulevard • Paterson, New Jersey 07504 • Tel: (973) 881-8800 • Fax: (973) 881-8361
E-Mail: sales@synergymw.com • World Wide Web: <http://www.synergymw.com>



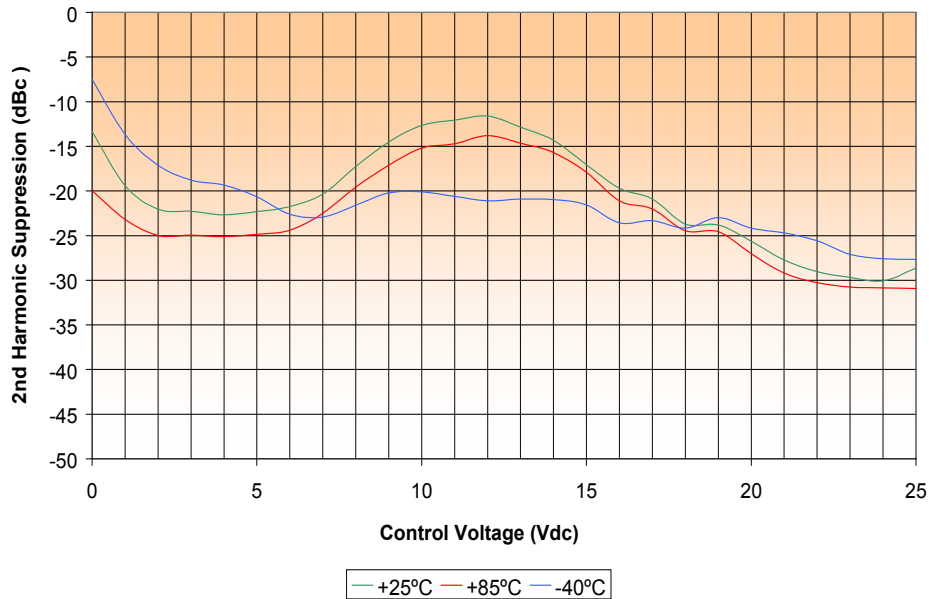
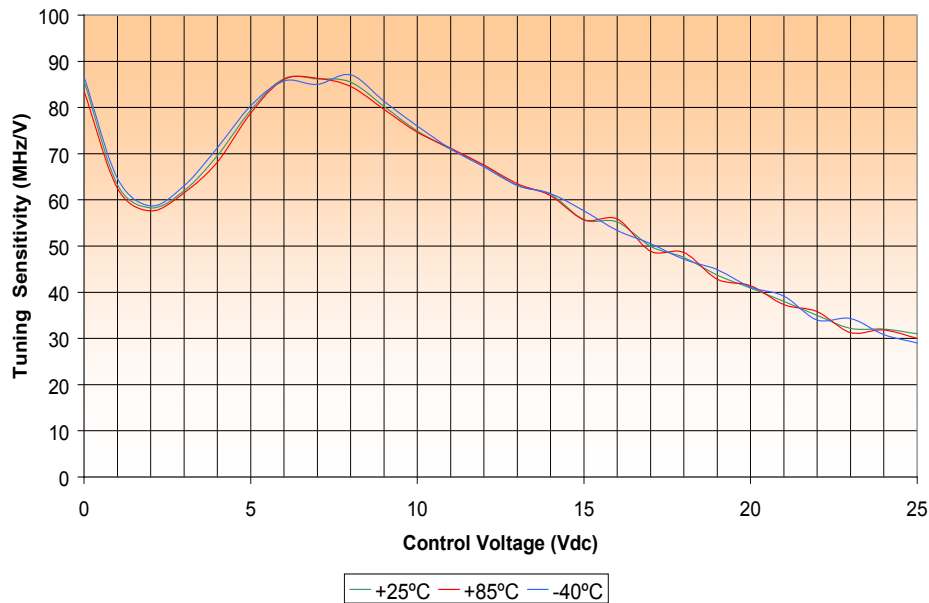
VOLTAGE CONTROLLED OSCILLATOR

SURFACE MOUNT MODEL: DCMO90220-12

WIDE BANDWIDTH

900 - 2200 MHz

PERFORMANCE PLOTS



This product is manufactured under one or more of the following patents: Approved: 5,160,810; 5,122,621; 5,390,349; 5,416,449; 5,650,754; 5,805,431; 6,525,623; 6,850,575; 7,088,189; 7,180,381; 7,196,591 | Pending: 60/493075; 60/501371 & 60/501790; 60/527957 & 60/528670; 60/563481; 60/564173; 60/589090; 60/601823; 60/605791; EV31369834; 11/259766; 60/622485 & 60/710310; 10/937525/60/736901; 60/732787

Copyright © Synergy Microwave Corporation
201 McLean Boulevard • Paterson, New Jersey 07504 • Tel: (973) 881-8800 • Fax: (973) 881-8361
E-Mail: sales@synergymw.com • World Wide Web: <http://www.synergymw.com>

