


8A Glass Passivated Bridge Rectifier

Features

- Glass passivated chip junction
- Low forward voltage drop
- High reliability
- Ideal for printed circuit boards
- High temperature soldering guaranteed: 250° C/10 seconds at 5lbs.(2.3kg) tension
- RoHS compliant



TU



Mechanical Data

Case:	TU, Epoxy meets UL 94V-0 flammability rating
Terminals:	Plated leads solderable per MIL-STD-202, Method 208
Polarity:	Polarity symbols marked on case
Mounting Torque:	8.8 in. – lbs. max.
Weight:	8.0 grams (approx)

Maximum Ratings And Electrical Characteristics (T_{amb}=25°C)

Symbols	Parameter	TU 800G	TU 801G	TU 802G	TU 804G	TU 806G	TU 808G	TU 810G	Unit	Conditions
V_{RRM}	Maximum Repetitive Peak Reverse Voltage	50	100	200	400	600	800	1000	V	
V_{RMS}	Maximum RMS Voltage	35	70	140	280	420	560	700	V	
V_{DC}	Maximum DC Blocking Voltage	50	100	200	400	600	800	1000	V	
I_{F(AV)}	Maximum Average Forward Rectified Current (Note 1)	8.0							A	T _A =100°C
I_{FSM}	Peak Forward Surge Current	300							A	8.3ms single half sine-wave superimposed on rated load (JEDEC Method)
V_F	Maximum Instantaneous Forward Voltage Drop per leg	1.0							V	I _F =8.0A
I_R	Maximum DC Reverse Current at Rated DC Blocking Voltage per leg	10							μA	T _A =25°C
		500								T _A =125°C

8A Glass Passivated Bridge Rectifier

TU800G - TU810G

Symbols	Parameter	TU 800G	TU 801G	TU 802G	TU 804G	TU 806G	TU 808G	TU 810G	Unit	Conditions
I^2t	Rating for Fusing (1ms<t<8.3ms)	374							A ² S	
$R_{\theta JA}$	Typical Thermal Resistance per leg	18							°C/W	(Note 2)
$R_{\theta JC}$	Typical Thermal Resistance per leg	3.0							°C/W	(Note 1)
T_J, T_{STG}	Operating and Storage Temperature Range	-55 to 150							°C	

Note:

1. Mounted on 75 x 75 x 3.0mm Al. plate
2. Mounted on PCB at 9.5mm lead length with 12mm² copper pad
3. Single Phase, half wave, 60 Hz, resistive or inductive load.
For capacitive load, derate current by 20%

Rating and Characteristic Curves

Fig.1- Forward Current Derating Curve

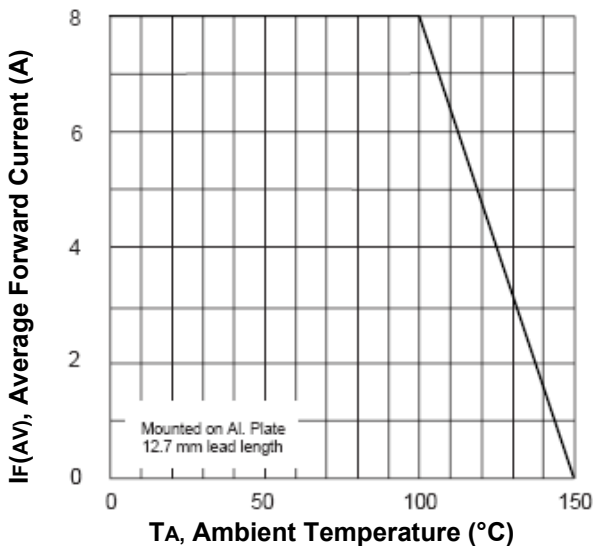
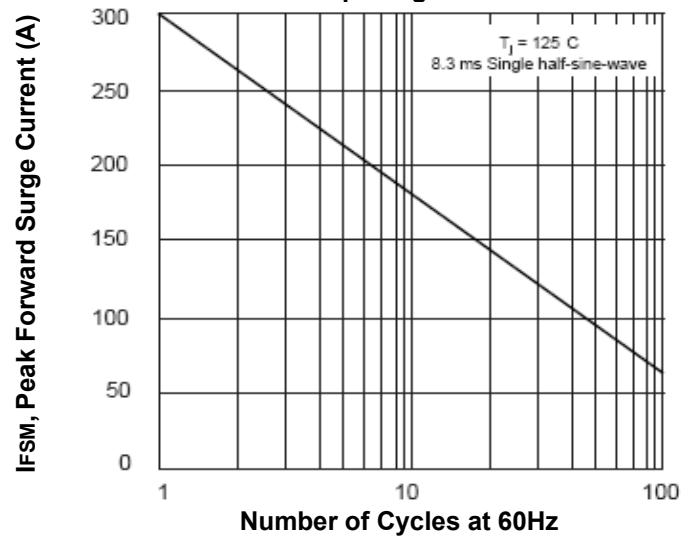


Fig.2-Max Non-Repetitive Peak Forward Surge Current per leg



8A Glass Passivated Bridge Rectifier

TU800G - TU810G

Fig.3- Typical Forward Characteristics, per leg

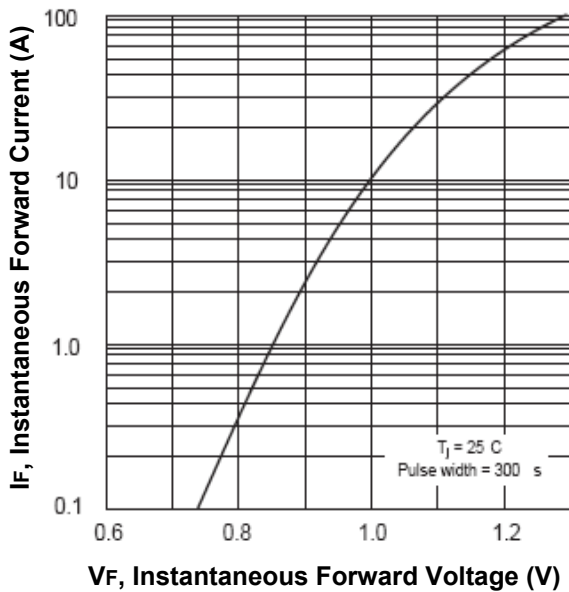


Fig.4-Typical Reverse Characteristics per leg

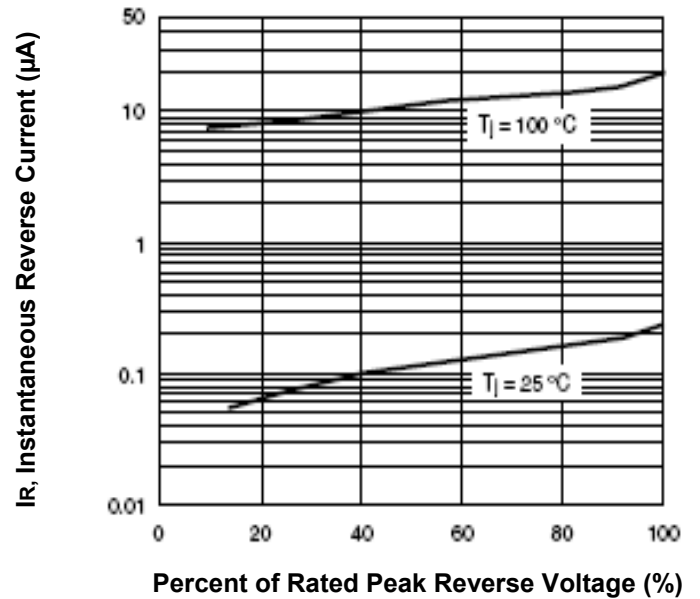
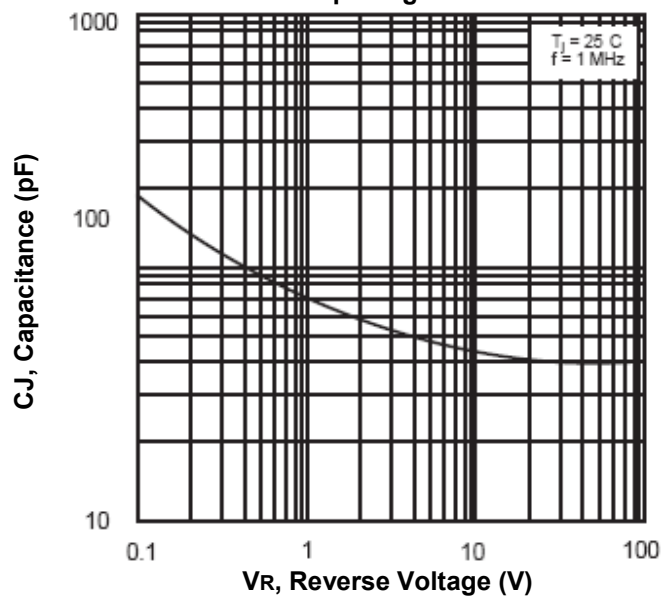


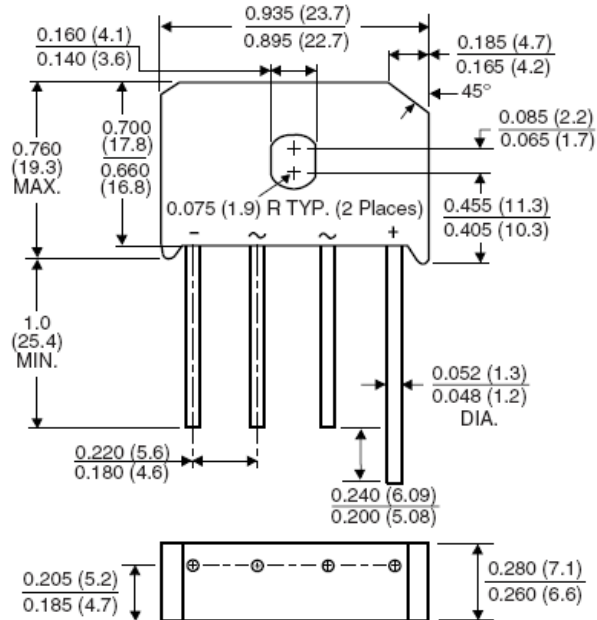
Fig.5-Typical Junction Capacitance, per leg



8A Glass Passivated Bridge Rectifier

TU800G - TU810G

Dimensions in inch (mm)



TU

How to contact us

US HEADQUARTERS

28040 WEST HARRISON PARKWAY, VALENCIA, CA 91355-4162

Tel: (800) TAITRON (800) 824-8766 (661) 257-6060

Fax: (800) TAITFAX (800) 824-8329 (661) 257-6415

Email: taitron@taitroncomponents.com

Http://www.taitroncomponents.com

TAITRON COMPONENTS MEXICO, S.A .DE C.V.

BOULEVARD CENTRAL 5000 INTERIOR 5 PARQUE INDUSTRIAL ATITALAQUIA, HIDALGO C.P.

42970 MEXICO

Tel: +52-55-5560-1519

Fax: +52-55-5560-2190

TAITRON COMPONENTS INCORPORATED REPRESENTAÇÕES DO BRASIL LTDA

RUA DOMINGOS DE MORAIS, 2777, 2.ANDAR, SALA 24 SAÚDE - SÃO PAULO-SP 04035-001 BRAZIL

Tel: +55-11-5574-7949

Fax: +55-11-5572-0052

TAITRON COMPONENTS INCORPORATED, SHANGHAI REPRESENTATIVE OFFICE

METROBANK PLAZA, 1160 WEST YAN' AN ROAD, SUITE 1503, SHANGHAI, 200052, CHINA

Tel: +86-21-5424-9942

Fax: +86-21-5424-9931