

RF Limiting Amplifier

Low Phase Shift per dB of Compression

Model TML9002

20 to 500 MHz

Features

- Frequency: 20 to 500 MHz
- Low Phase Shift per dB of Compression
- Operating Temp. -55C to +85C
- Environmental Screening Available

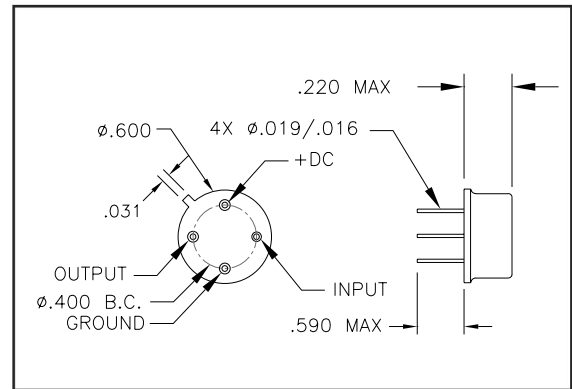
Specifications

CHARACTERISTIC	TYPICAL Ta = 25 °C	MIN/MAX Ta = -55 °C to +85 °C
Frequency	20 - 500 MHz	20 - 500 MHz
Small Signal Gain (dB)	12.6	11 Min.
Saturated Output Power (dBm)	12 (50-300 MHz) 11.5 (300-500 MHz)	8 Min. +7
Saturated Flatness	± 0.2	± 0.7 Max.
VSWR Input/Output	1.2:1/1.4:1	2.0:1 Max.
Noise figure (dB)	6.5	9 Max.
Power +Vdc (mA)	+15 54	+15 58 Max.

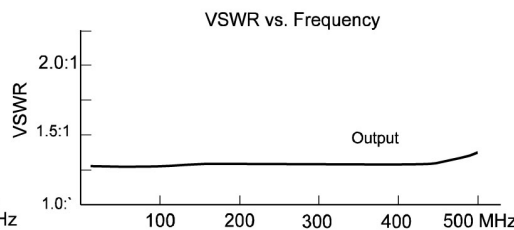
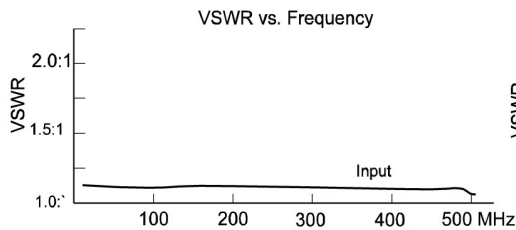
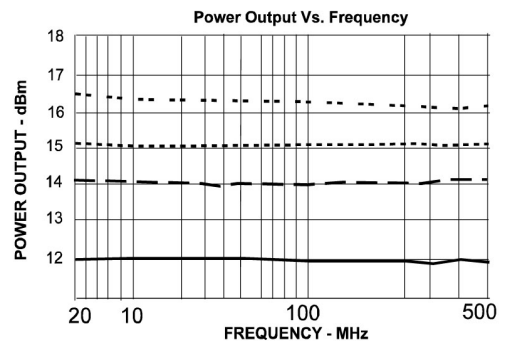
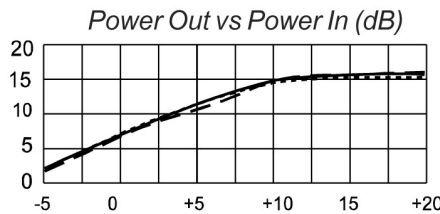
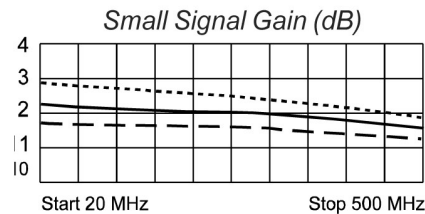
Note: Care should always be taken to effectively ground the case of each unit.

Maximum Ratings

Ambient Operating Temperature ... -55°C to + 100 °C
 Storage Temperature -62°C to + 125 °C
 Case Temperature + 125 °C
 DC Voltage +17 Volts
 Continuous RF Input Power + 15 dBm



Typical Performance Data



Legend ——— + 25 °C - - - +85 °C - - - -55 °C

LEGEND:

———— Pin = 0 dBm

----- Pin = 2 dBm

----- Pin = 8 dBm

----- Pin = 20 dBm

Packaging Options (see Appendix)

- TML9002, 4 Pin TO-8 (T4)
- TNL9002, 4 Pin Surface Mount (SM3)
- BXL9002, Connectorized Housing (H1)

