


E-Series 75 Ohm Coupler 5 - 1000 MHz

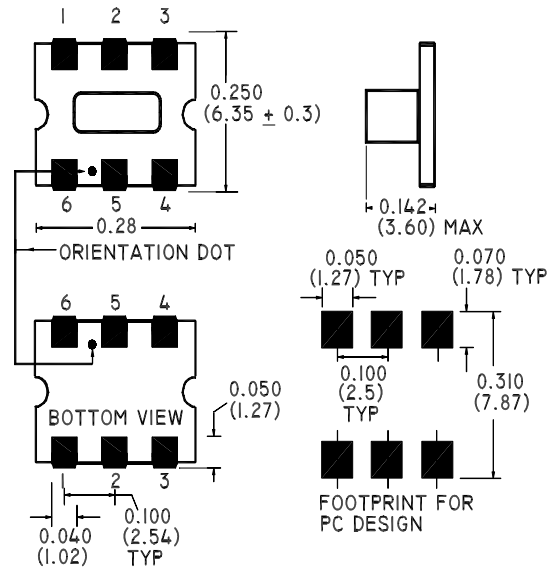


Features

- Coupling 17db Typical
- Surface Mount
- Tape and Reel Packaging available



SM-55 Package



Description

M/A-COM's ELDC-17 is a high performance 75 Ohm Coupler, in a SM-55 low cost, surface mount package. The ELDC-17 is designed for use in high volume CATV applications. Typical applications include Set-top Boxes, Network Interface Units, Cable Amplifiers and Headend equipment.

Electrical Specifications @25°C

Frequency Range	5 - 1000 MHz	Units	Nominal	Typical	Minimum	Maximum
Mainline Loss	5 - 860 MHz	dB	—	0.5	—	1.0
	870 - 1000 MHz	dB	—	0.6	—	1.2
Coupling	5 - 860 MHz	dB	17.2	—	—	± 0.7
	860 - 1000 MHz	dB	17.0	—	—	± 0.8
Coupling Flatness		dB	—	—	—	1.0
Directivity	5 - 50 MHz	dB	—	40	30	—
	50 - 500 MHz	dB	—	22	16	—
	500 - 1000 MHz	dB	—	12	8	—
Input Return Loss	5 - 50 MHz	dB	—	25	20	—
	50 - 500 MHz	dB	—	23	20	—
	500 - 1000 MHz	dB	—	25	20	—
Output Return Loss	5 - 50 MHz	dB	—	29	20	—
	50 - 500 MHz	dB	—	26	23	—
	500 - 1000 MHz	dB	—	28	23	—
Coupled Return Loss	5 - 50 MHz	dB	—	25	20	—
	50 - 500 MHz	dB	—	24	20	—
	500 - 1000 MHz	dB	—	24	20	—

Please Note that the photograph above indicates package shape only, unit may be wired differently.

S 1387 D

ADVANCED: Data Sheets contain information regarding a product M/A-COM Technology Solutions is considering for development. Performance is based on target specifications, simulated results, and/or prototype measurements. Commitment to develop is not guaranteed.

PRELIMINARY: Data Sheets contain information regarding a product M/A-COM Technology Solutions has under development. Performance is based on engineering tests. Specifications are typical. Mechanical outline has been fixed. Engineering samples and/or test data may be available. Commitment to produce in volume is not guaranteed.

- North America Tel: 800.366.2266 • Europe Tel: +353.21.244.6400
- India Tel: +91.80.4155721 • China Tel: +86.21.2407.1588

Visit www.macomtech.com for additional data sheets and product information.

Operating Characteristics

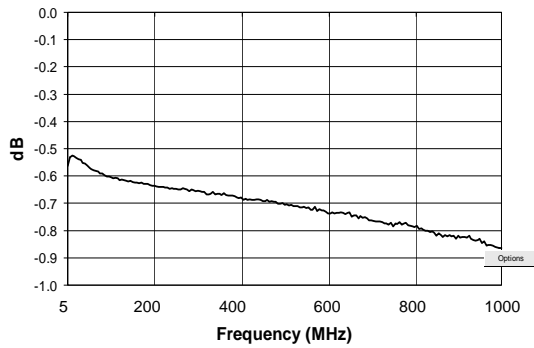
Function	Pin No.
Input	6
Output	1
Coupled	4
Ground	5
Not Connected	2
External 75 Ohms	3

Absolute Maximum Ratings

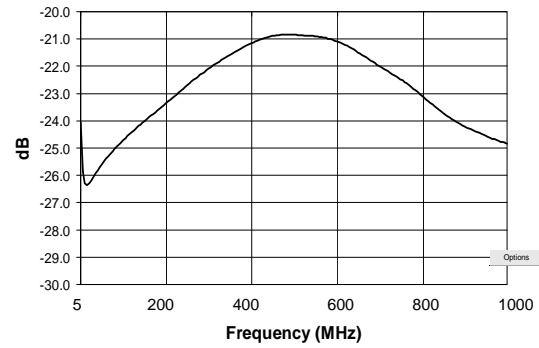
Parameter	Absolute Maximum
RF Power	250 mW
DC Current	30 mA
Pin Temperature (10 sec)	260°C
Operating/Storage Temperature	-40°C to +85°C

Typical Performance @ 25°C

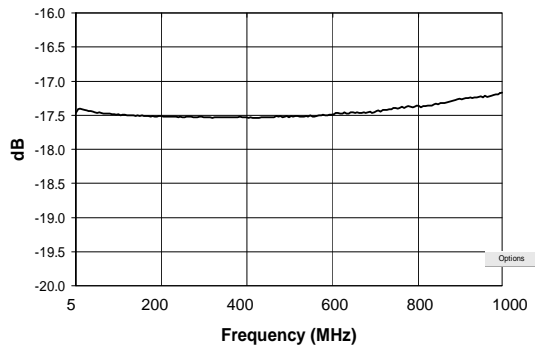
Mainline Loss



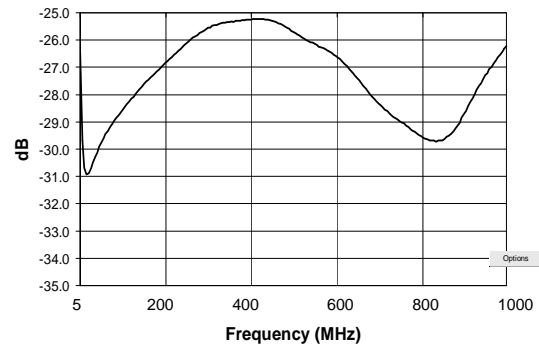
Input Return Loss



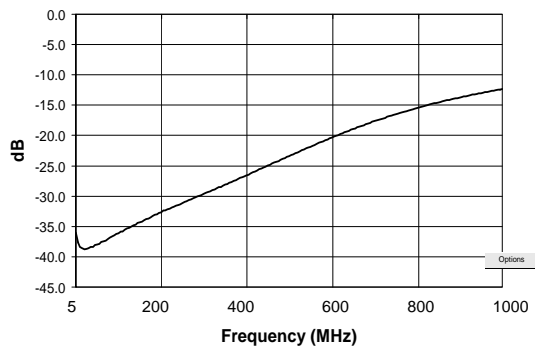
Coupling



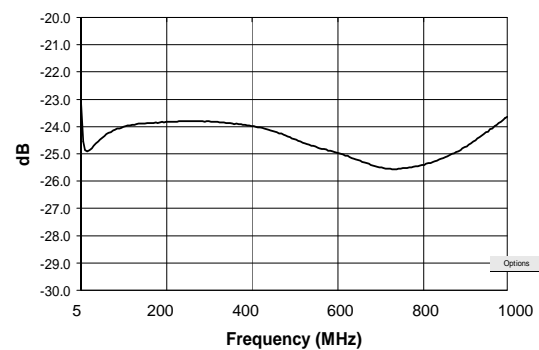
Output Return Loss



Directivity



Coupled Port Return Loss



S 1387 D

ADVANCED: Data Sheets contain information regarding a product M/A-COM Technology Solutions is considering for development. Performance is based on target specifications, simulated results, and/or prototype measurements. Commitment to develop is not guaranteed.

PRELIMINARY: Data Sheets contain information regarding a product M/A-COM Technology Solutions has under development. Performance is based on engineering tests. Specifications are typical. Mechanical outline has been fixed. Engineering samples and/or test data may be available. Commitment to produce in volume is not guaranteed.

- **North America** Tel: 800.366.2266 • **Europe** Tel: +353.21.244.6400
- **India** Tel: +91.80.4155721 • **China** Tel: +86.21.2407.1588

Visit www.macomtech.com for additional data sheets and product information.