


# PCM-3712

# PCM-3718H/HG/HO

# PCM-3724

2-ch, 12-bit Analog Output PC/104 Module  
100KS/s, 12-bit, 16-ch PC/104 Multifunction Module

48-ch Digital I/O PC/104 Module



PCM-3712



## Features

- Good selection of output ranges, including current loop, unipolar and bipolar.

## Specifications

### Analog Output

- Channels 2
- Resolution 12 bits
- Output Rate Static update
- Output Range

Internal Reference	Unipolar (V)	0 ~ 5, 0 ~ 10
	Bipolar (V)	± 2.5, ± 5, ± 10
	Current Loop	4 ~ 20 mA
External Reference		± 10 V


- Slew Rate 0.3 V/μs typ. (Voltage)  
1.2 mA/μs (Current)
- Driving Capability ± 5 mA
- Output Impedance 0.1 Ω max./0.02 Ω typ.
- Accuracy  
Relative: ± 1 LSB  
Differential Non-Linearity ± 1/2 LSB

### General

- Bus Type PC/104
- I/O Connectors 1 x 10-pin box header
- Dimensions (L x H) 96 x 90 mm (3.8" x 3.5")
- Power Consumption 5 V @ 700 mA max.
- Operating Temperature 0 ~ 60° C (32 ~ 140° F)
- Storing Temperature -20 ~ 85° C (-4 ~ 185° F)
- Storing Humidity 0 ~ 90% RH, noncondensing

## Ordering Information

- PCM-3712 2-ch Analog Output Module (18 cm flat cable 10-pin to DB9-F included)
- ADAM-3909 DB9 cable wiring for DIN-rail mounting



PCM-3718H/HG/HO



## Specifications

### Analog Input

- Channels 16 single-ended, or 8 differential inputs
- Resolution 12 bits
- Max. Sampling Rate 100 kHz\* (DMA transfer)  
\*80 kHz on P4-based (or upper) system.
- Input Impedance 10 MΩ
- Sampling Modes Software, pacer or ext.
- Input Range
- 80 kHz on P4-based (or upper) system.

### PCM-3718H and PCM-3718HO

- Bipolar ± 10, ± 5, ± 2.5, ± 1.25, ± 0.625
- Unipolar 0 ~ 10, 0 ~ 5, 0 ~ 2.5, 0 ~ 1.25

### PCM-3718HG

- Bipolar ± 10, ± 5, ± 1, ± 0.5, ± 0.1, ± 0.05, ± 0.01, ± 0.005
- Unipolar 0 ~ 10, 0 ~ 1, 0 ~ 0.1, 0 ~ 0.01

### Analog Output (PCM-3718HO only)

- Channels 1 (12 bits)
- Output Rate Static update
- Output Range

Internal Reference	Unipolar (V)	0 ~ 5, 0 ~ 10
External Reference (V)		0 ~ 10, 0 ~ -10

- Slew Rate 10 V/μs
- Driving Capability 10 mA
- Output Impedance 0.1 Ω max.
- Accuracy Relative: ± 1 LSB

### Digital Input/Output


- Channels 16, 5V/TTL
- Input Voltage Logic 0: 0.8 V max.  
Logic 1: 2.0 V min.
- Output Voltage Logic 0: 0.33 V max. @ 6 mA (sink)  
Logic 1: 3.84 V min. @ 6 mA (source)

### General

- Bus Type PC/104
- I/O Connectors 2 x 20-pin box header
- Dimensions (L x H) 96 x 90 mm (3.8" x 3.5")
- Power Consumption Typical: 5 V @ 180 mA  
Max.: 5 V @ 400 mA
- Operating Temperature 0 ~ 60° C (32 ~ 140° F)
- Storing Temperature -40 ~ 85° C (-40 ~ 185° F)

## Ordering Information

- PCM-3718H 12-bit Multifunction Module w/Programmable Gain (cable not included)
- PCM-3718HG PCM-3718H w/high gain
- PCM-3718HO PCM-3718H w/AO
- ADAM-3920 20-pin flat cable wiring terminal for DIN-Rail
- PCLD-780 Screw-terminal board for 20-pin flat cable
- PCL-10120-1 20-pin flat cable, 1 m
- PCL-10120-2 20-pin flat cable, 2 m



PCM-3724



## Features

- Output status read back
- Channels simulate 8255 PPI mode 0
- Interrupt triggering, rising/falling edge

## Specifications

### Digital Input

- Channels 48 (shared with output)
- Compatibility 5 V/TTL
- Input Voltage Logic 0: 0.8 V max.  
Logic 1: 2.0 V min.
- Interrupt Capable Ch. 1

### Digital Output

- Channels 48 (shared with input)
- Compatibility 5 V/TTL
- Output Voltage Logic 0: 0.5 V max. @ 6 mA (sink)  
Logic 1: 2.0 V min. @ -6 mA (source)

### General

- Bus Type PC/104
- I/O Connectors 2 x 50-pin box header
- Dimensions (L x H) 96 x 90 mm (3.8" x 3.5")
- Power Consumption 5 V @ 90 mA
- Operating Temperature 0 ~ 60° C (32 ~ 140° F)
- Storing Temperature -40 ~ 85° C (-40 ~ 185° F)
- Storing Humidity 0 ~ 90% RH, non-condensing

## Ordering Information

- PCM-3724 48-ch DI/O Module (cable not included)
- ADAM-3950 50-pin flat cable wiring terminal for DIN-Rail mounting
- PCLD-785B 24-ch Relay Output Board
- PCLD-782B 24-ch Opto-isolated DI Board
- PCL-10150-1.2 50-pin flat cable, 1.2 m