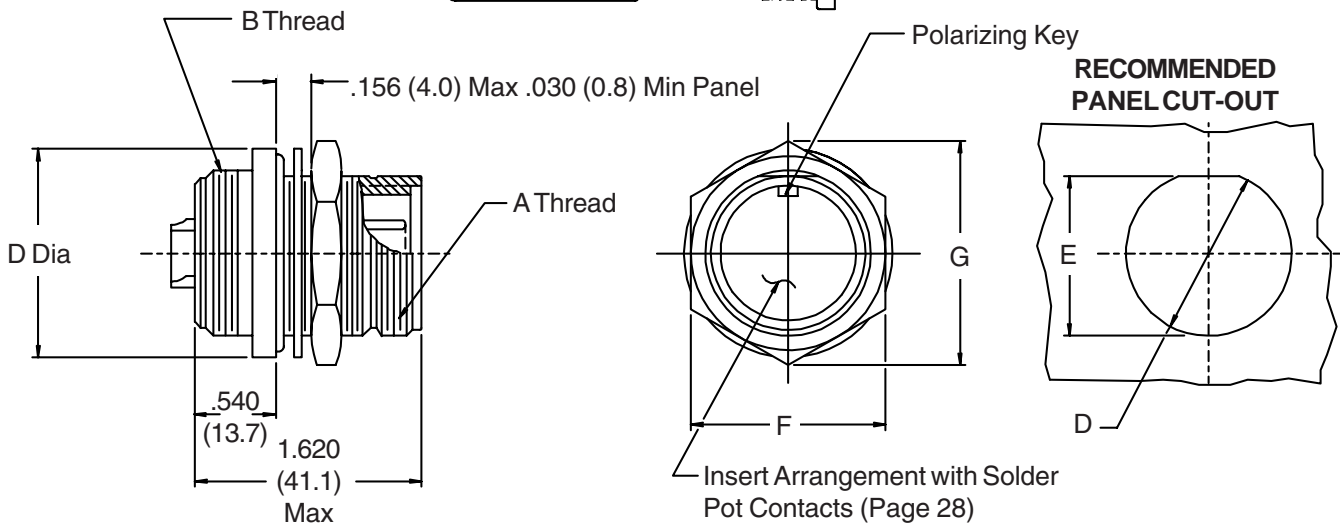
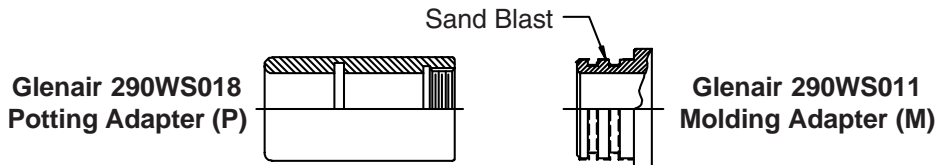
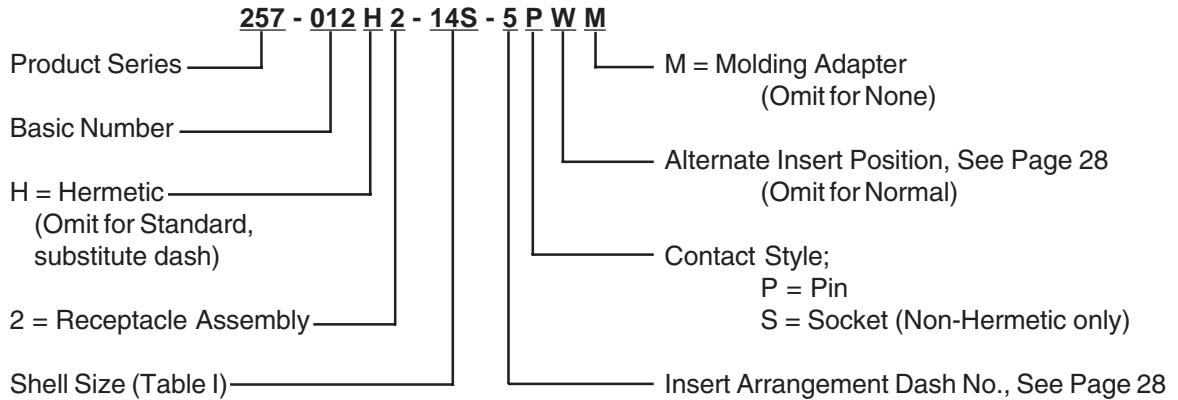


## 257-012 Connector Receptacle Assembly Stainless Steel Harsh Environment



**TABLE I**

Shell Size	A Thread Class 2A	B Thread Class 2A	C Max	D		F Max	G Max
				+ .010 (0.3) - .000 (0)	E + .010 (0.3) - .000 (0)		
10SL	5/8 - 24 UNEF	5/8 - 24 UNEF	1.030 (26.2)	.653 (16.6)	.585 (14.9)	.875 (22.2)	.940 (23.9)
12	3/4 - 20 UNEF	3/4 - 20 UNEF	1.160 (29.5)	.760 (19.3)	.710 (18.0)	1.000 (25.4)	1.090 (27.7)
14S	7/8 - 20 UNEF	7/8 - 20 UNEF	1.280 (32.5)	.885 (22.5)	.835 (21.2)	1.125 (28.6)	1.250 (31.8)
16S	1 - 20 UNEF	1 - 20 UNEF	1.420 (36.1)	1.010 (25.7)	.960 (24.4)	1.250 (31.8)	1.390 (35.3)
18	1 1/8 - 18 UNEF	1 1/8 - 16 UN	1.660 (42.2)	1.135 (28.8)	1.085 (27.6)	1.500 (38.1)	1.690 (42.9)
20	1 1/4 - 18 UNEF	1 1/4 - 16 UN	1.780 (45.2)	1.260 (32.0)	1.210 (30.7)	1.625 (41.3)	1.820 (46.2)
24	1 1/2 - 18 UNEF	1 1/2 - 16 UN	1.030 (26.2)	1.510 (38.4)	1.460 (37.1)	1.875 (47.6)	2.120 (53.8)
28	1 3/4 - 18 UNEF	1 3/4 - 16 UN	2.280 (57.9)	1.760 (44.7)	1.710 (43.4)	2.125 (54.0)	2.420 (61.5)

- Metric dimensions (mm) are indicated in parentheses.
- Electrical safety limits must be established by the user. Peak voltages, switching surges, etc., should be used to determine the safety of the application.
- Mates to MIL-C-5015 (MS3106) Type Plug Connectors.