



TAI-SAW TECHNOLOGY CO., LTD.

No. 3, Industrial 2nd Rd., Ping-Chen Industrial District,
Taoyuan, 324, Taiwan, R.O.C.

TEL: 886-3-4690038 FAX: 886-3-4697532

E-mail: tstsales@mail.taisaw.com Web: www.taisaw.com

Approval Sheet For Product Specification

Issued Date: August, 31, 2005

Product Name: SAW Filter 2140 MHz SMD 3X3 mm

TST Parts No.:TA0174G

Customer Parts No.: _____

Company: _____
Division: _____
Approved by : _____
Date: _____

Checked by: _____ Bob Chau

Approval by: _____ Francis Chen

Date: _____ 8, 31, 2005



TAI-SAW TECHNOLOGY CO., LTD.

No. 3, Industrial 2nd Rd., Ping-Chen Industrial District,
Taoyuan, 324, Taiwan, R.O.C.

TEL: 886-3-4690038 FAX: 886-3-4697532

E-mail: tstsales@mail.taisaw.com Web: www.taisaw.com

SAW Filter 2140 MHz for Mobile Communication

MODEL NO.: TA0174G

REV. NO.:2

A1. MAXIMUM RATING:

1. Input Power Level: 13 dB_m
2. DC voltage: 3 V
3. Operating Temperature: 25°C
4. Storage Temperature: -40°C to +85°C

RoHS Compliant
Lead free
Lead-free soldering

B1. ELECTRICAL CHARACTERISTICS:

Item		Min.	Typ.	Max.
Center frequency	F_c (MHz)	-	2140	-
Insertion loss (2110~2170 MHz)	IL (dB)	-	2.1	3.5
Amplitude ripple (2110~2170 MHz)	(dB)	-	0.6	2.0
Attenuation (Reference level from 0 dB)				
D.C. ~ 500	MHz (dB)	21	33	-
500 ~ 1900	MHz (dB)	20	28	-
1900 ~ 2050	MHz (dB)	25	30	-
2215 ~ 2300	MHz (dB)	20	32	-
2300 ~ 4500	MHz (dB)	25	32	-
Input/Output VSWR (2110~2170 MHz)		-	1.7	1.95
Source impedance	Z _s (Ω)	-	50	-
Load impedance	Z _L (Ω)	-	50	-

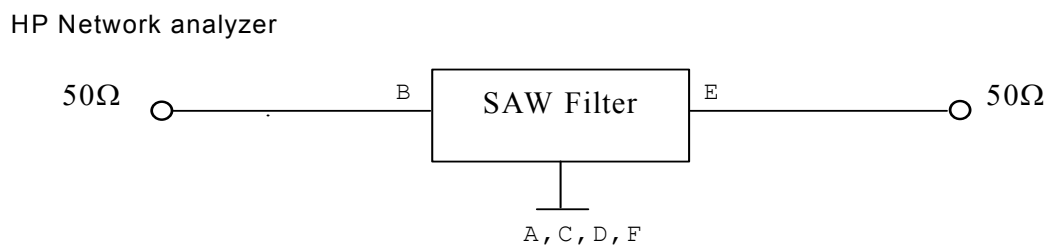
A2. MAXIMUM RATING:

1. Input Power Level: 13 dB_m
2. DC voltage: 3 V
3. Operating Temperature: -25°C to +85°C
4. Storage Temperature: -40°C to +85°C

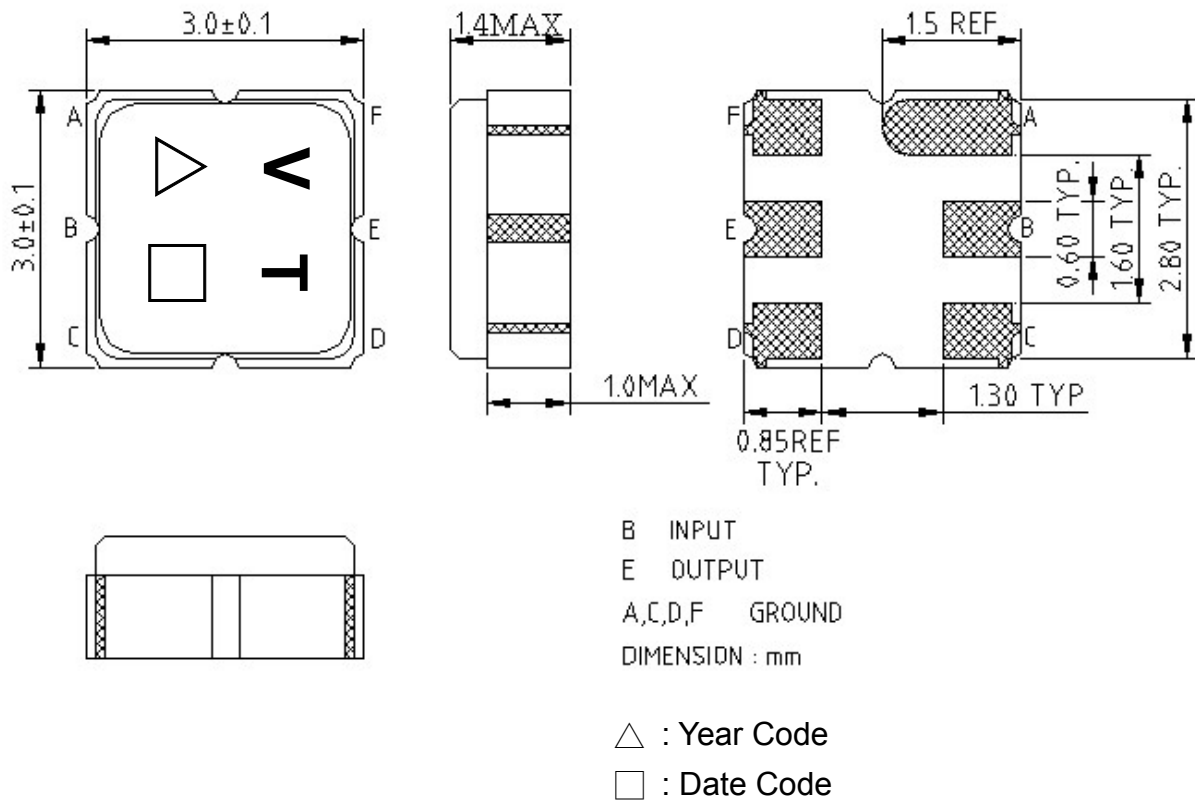
B2. ELECTRICAL CHARACTERISTICS:

Item		Min.	Typ.	Max.
Center frequency	F_c (MHz)	-	2140	-
Insertion loss (2110~2170 MHz)	IL (dB)	-	2.1	3.5
Amplitude ripple (2110~2170 MHz)	(dB)	-	0.6	2.0
Attenuation (Reference level from 0 dB)				
D.C. ~ 500	MHz (dB)	21	33	-
500 ~ 1900	MHz (dB)	20	28	-
1900 ~ 2050	MHz (dB)	25	30	-
2215 ~ 2300	MHz (dB)	20	32	-
2300 ~ 4500	MHz (dB)	25	32	-
Input/Output VSWR (2110~2170 MHz)		-	1.9	2.15
Source impedance	Z _s (Ω)	-	50	-
Load impedance	Z _L (Ω)	-	50	-

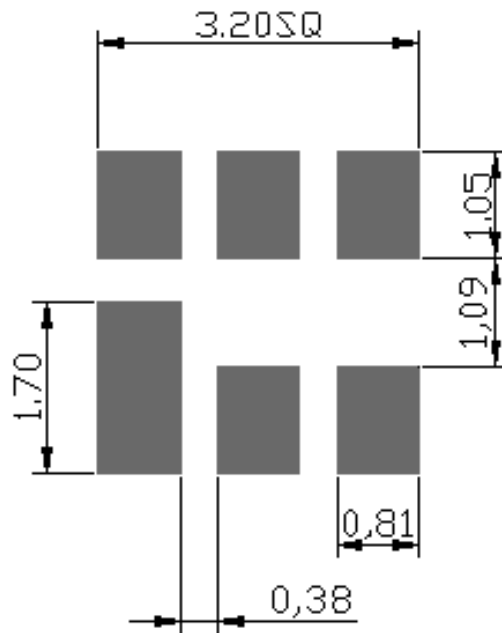
C. MEASUREMENT CIRCUIT:



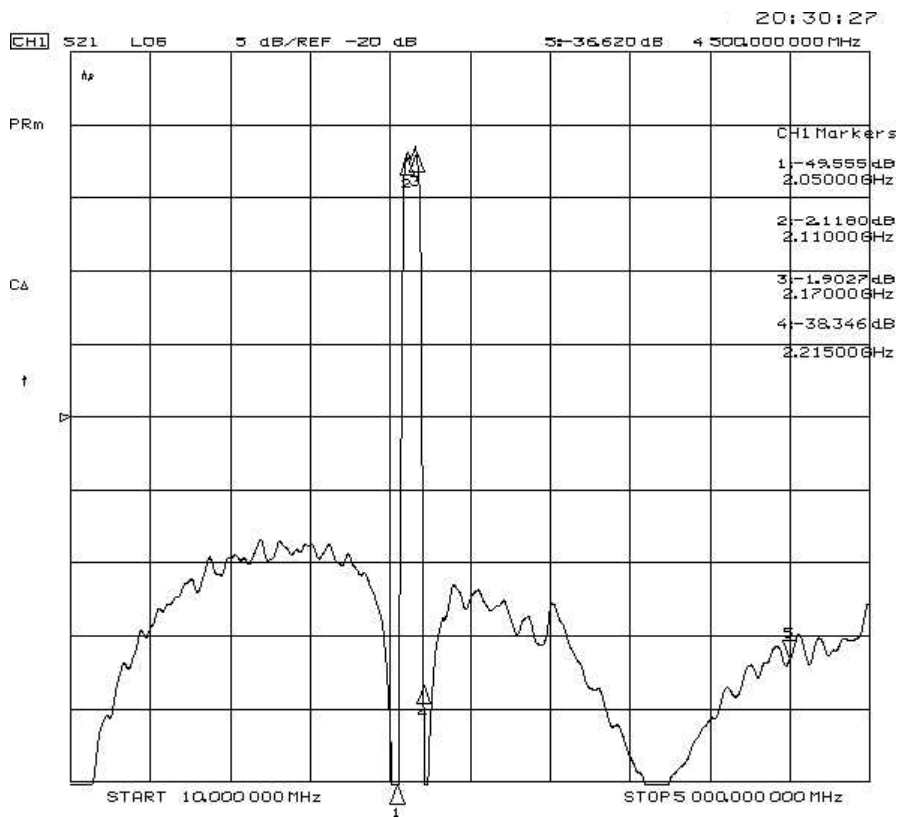
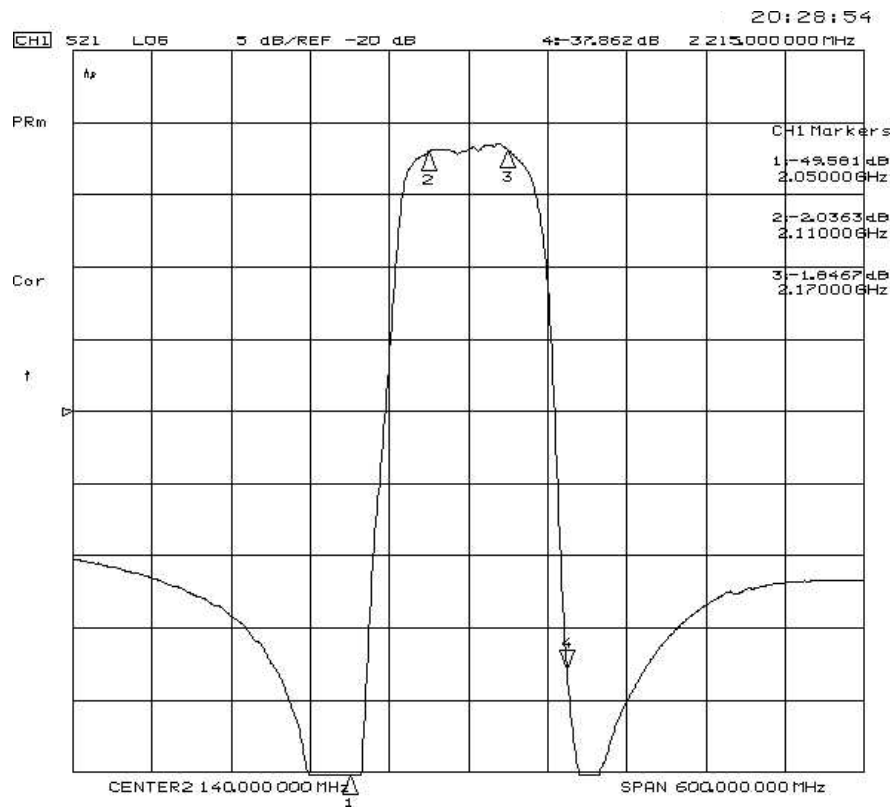
D. OUTLINE DRAWING:



E. PCB Footprint:

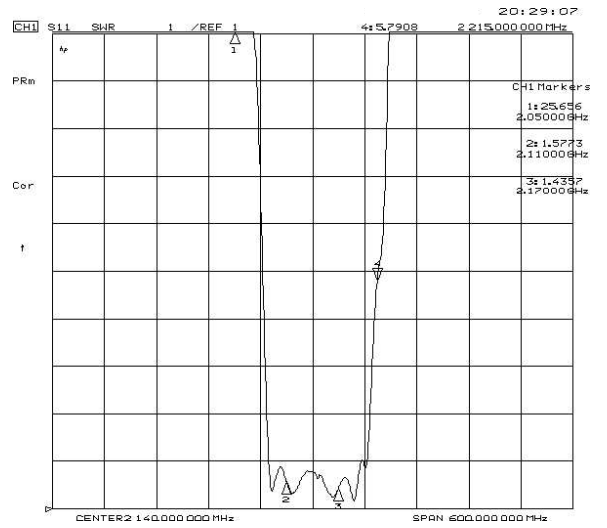
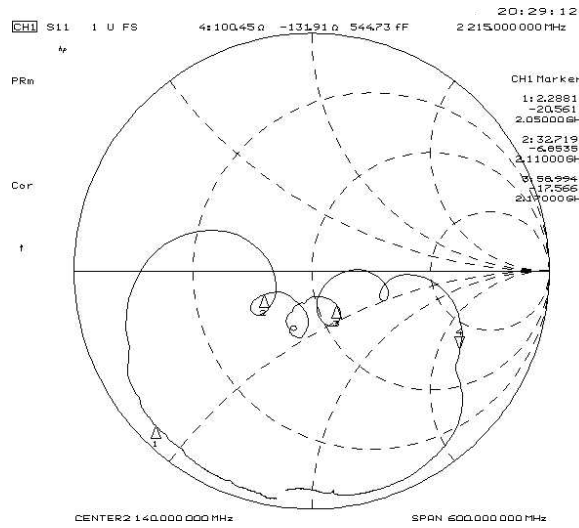


F. Frequency Characteristics : Transfer function

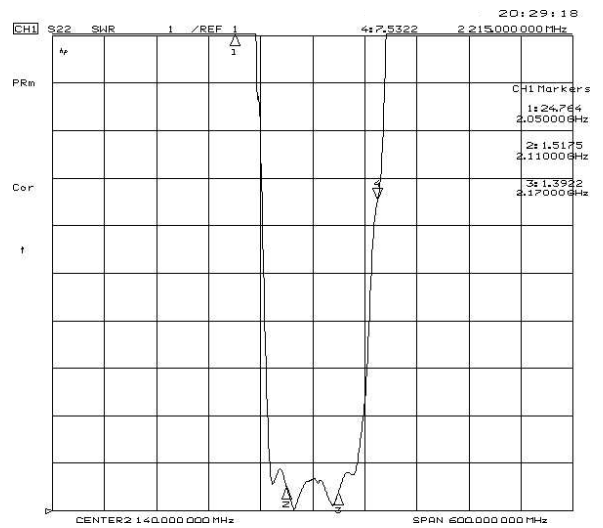
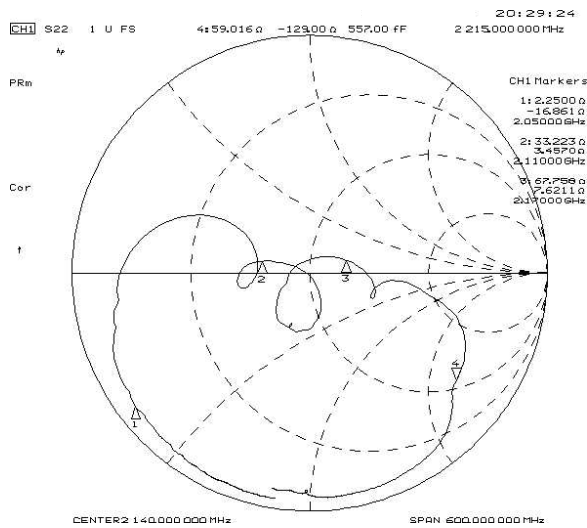


Reflections Functions :

S11

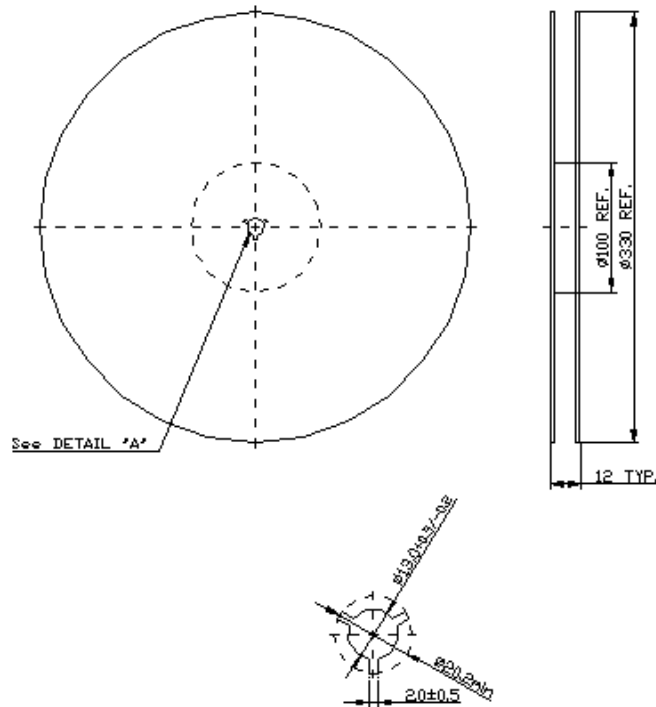


S22



G. PACKING:

1. REEL DIMENSION



2. TAPE DIMENSION

