



Micro Commercial Components

Micro Commercial Components  
 20736 Marilla Street Chatsworth  
 CA 91311  
 Phone: (818) 701-4933  
 Fax: (818) 701-4939

# ESD3V3D5 Thru ESD12VD5

## Features

- For sensitive ESD protection
- Excellent clamping capability
- Low leakage
- ESD rating of class 3(>16KV)per Human Body Mode
- For space saving application
- Fast response ,response time less than 1ns.
- Case Material: Molded Plastic. UL Flammability Classification Rating 94V-0 and MSL rating1

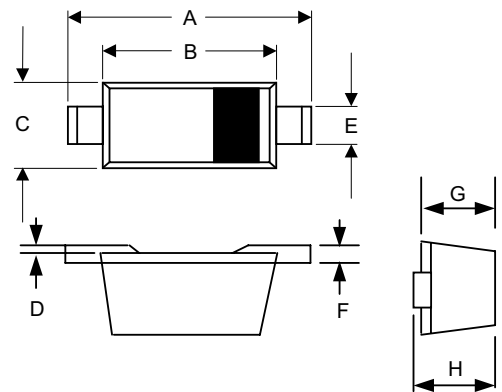
## Maximum Ratings

- Operating Junction &StorageTemperature: -55°C to +150°C
- Maximum Thermal Resistance: 625°C/W Junction To Ambient

Parameter	Symbol	Limits	unit
IEC61000-4-2(ESD) Air Contact		±30 ±30	KV
ESD Voltage per human body mode per machine mode		16 400	KV V
Power Dissipation	Pd	200	mw

## 3.3V~12Volts ESD Protection Devices

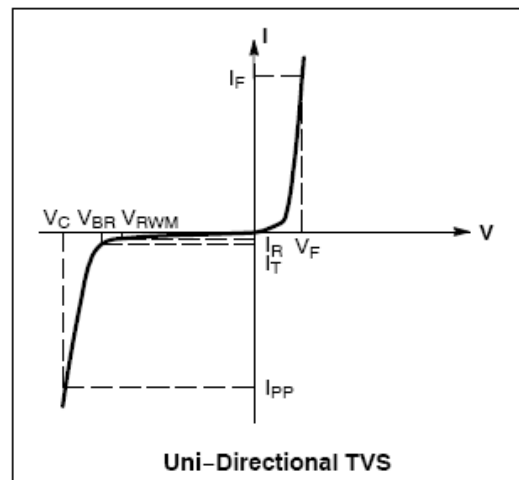
### SOD523



DIM	INCHES		MM		NOTE
	MIN	MAX	MIN	MAX	
A	.059	.067	1.50	1.70	
B	.043	.051	1.10	1.30	
C	.030	.033	0.75	0.85	
D	.001	.003	0.01	0.07	
E	.010	.014	0.25	0.35	
F	.003	.006	0.08	0.15	
G	.020	.028	0.50	0.70	
H	.020	.031	0.51	0.77	

**ELECTRICAL CHARACTERISTICS** ( $T_A = 25^\circ\text{C}$  unless otherwise noted)

Symbol	Parameter
$I_{PP}$	Maximum Reverse Peak Pulse Current
$V_C$	Clamping Voltage @ $I_{PP}$
$V_{RWM}$	Working Peak Reverse Voltage
$I_R$	Maximum Reverse Leakage Current @ $V_{RWM}$
$V_{BR}$	Breakdown Voltage @ $I_T$
$I_T$	Test Current
$I_F$	Forward Current
$V_F$	Forward Voltage @ $I_F$
$P_{pk}$	Peak Power Dissipation
C	Max. Capacitance @ $V_R=0$ and $f=1\text{MHz}$



**ELECTRICAL CHARACTERISTICS** ( $T_A = 25^\circ\text{C}$  unless otherwise noted,  $V_F = 0.9\text{ V Max.}$  @  $I_F = 10\text{mA}$  for all types)

Device*	Device Marking	$V_{RWM}$ (V)	$I_R$ ( $\mu\text{A}$ ) @ $V_{RWM}$	$V_{BR}$ (V) @ $I_T$ (Note 2)	$I_T$ mA	$V_C$ @ $I_{PP}^* = 5\text{ A}$	$I_{PP}^*$ (A)	$V_C$ (V) @ Max $I_{PP}^*$	$P_{pk}^*$ (W)	C (pF)
		Max	Max	Min		V		Max		
ESD3V3D5	ZE	3.3	0.08	5.0	1.0	9.4	11.2	14.1	158	105
ESD5V0D5	ZF	5.0	0.08	6.2	1.0	11.6	9.4	18.6	174	80
ESD7V0D5	ZH	7.0	0.03	7.5	1.0	13.5	8.8	22.7	200	65
ESD12VD5	ZM	12	0.02	14.1	1.0	23	9.6	29	240	55

+Surge current waveform per Figure 1.

2.  $V_{BR}$  is measured with a pulse test current  $I_T$  at an ambient temperature of  $25^\circ\text{C}$ .

**TYPICAL CHARACTERISTICS**

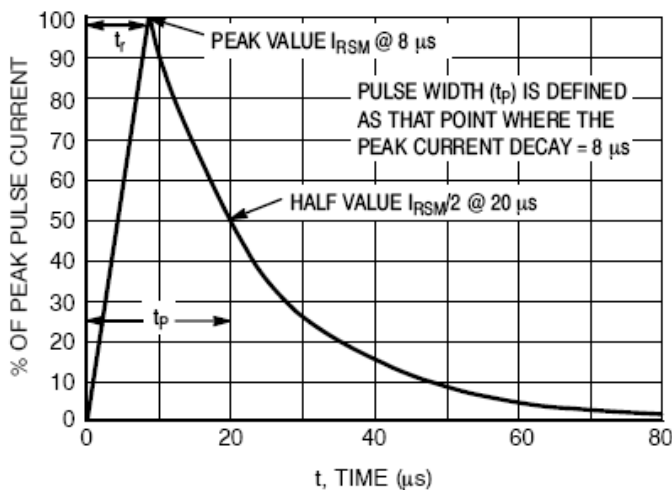


Figure 1. 8 x 20  $\mu\text{s}$  Pulse Waveform



Micro Commercial Components

## Ordering Information

Device	Packing
(Part Number)-TP	Tape&Reel;3Kpcs/Reel

### \*\*\*IMPORTANT NOTICE\*\*\*

*Micro Commercial Components Corp.* reserves the right to make changes without further notice to any product herein to make corrections, modifications, enhancements, improvements, or other changes. *Micro Commercial Components Corp.* does not assume any liability arising out of the application or use of any product described herein; neither does it convey any license under its patent rights, nor the rights of others. The user of products in such applications shall assume all risks of such use and will agree to hold *Micro Commercial Components Corp.* and all the companies whose products are represented on our website, harmless against all damages.

### \*\*\*APPLICATIONS DISCLAIMER\*\*\*

Products offer by *Micro Commercial Components Corp.* are not intended for use in Medical, Aerospace or Military Applications.

[www.mccsemi.com](http://www.mccsemi.com)