

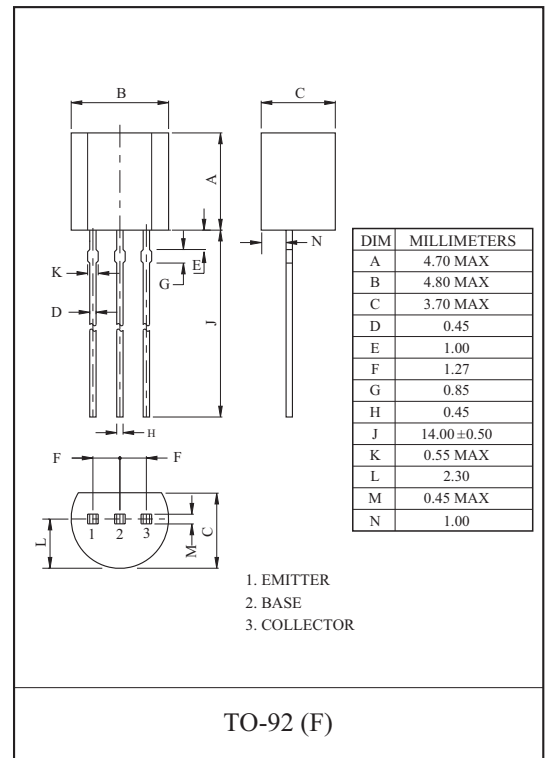
HIGH CURRENT APPLICATION.

FEATURE

- Complementary to KTC8050A.

MAXIMUM RATING (Ta=25 °C)

| CHARACTERISTIC | SYMBOL | RATING | UNIT |
|-----------------------------|-----------|---------|------|
| Collector-Base Voltage | V_{CBO} | -35 | V |
| Collector-Emitter Voltage | V_{CEO} | -30 | V |
| Emitter-Base Voltage | V_{EBO} | -5 | V |
| Collector Current | I_C | -800 | mA |
| Emitter Current | I_E | 800 | mA |
| Collector Power Dissipation | P_C | 400 | mW |
| Junction Temperature | T_j | 150 | |
| Storage Temperature Range | T_{stg} | -55 150 | |



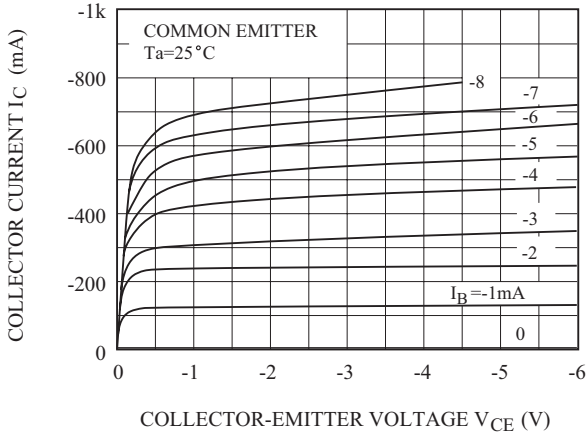
ELECTRICAL CHARACTERISTICS (Ta=25 °C)

| CHARACTERISTIC | SYMBOL | TEST CONDITION | MIN. | TYP. | MAX. | UNIT |
|--------------------------------------|--------------------|------------------------------|------|------|------|------|
| Collector Cut-off Current | I_{CBO} | $V_{CB}=-15V, I_E=0$ | - | - | -50 | nA |
| Collector-Base Breakdown Voltage | $V_{(BR)CBO}$ | $I_C=-0.5mA, I_E=0$ | -35 | - | - | V |
| Collector-Emitter Breakdown Voltage | $V_{(BR)CEO}$ | $I_C=-1mA, I_B=0$ | -30 | - | - | V |
| DC Current Gain | $h_{FE(1)}$ (Note) | $V_{CE}=-1V, I_C=-50mA$ | 100 | - | 300 | |
| | $h_{FE(2)}$ | $V_{CE}=-1V, I_C=-350mA$ | 60 | - | - | |
| Collector-Emitter Saturation Voltage | $V_{CE(sat)}$ | $I_C=-500mA, I_B=-50mA$ | - | - | -0.5 | V |
| Base-Emitter Voltage | V_{BE} | $V_{CE}=-1V, I_C=-500mA$ | - | - | -1.2 | V |
| Transition Frequency | f_T | $V_{CE}=-5V, I_C=-10mA$ | - | 120 | - | MHz |
| Collector Output Capacitance | C_{ob} | $V_{CB}=-10V, f=1MHz, I_E=0$ | - | 19 | - | pF |

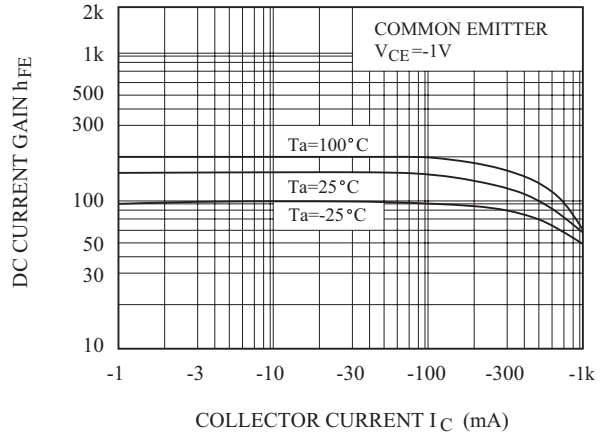
Note : $h_{FE(1)}$ Classification C : 100 200, D : 150 300

KTC8550A

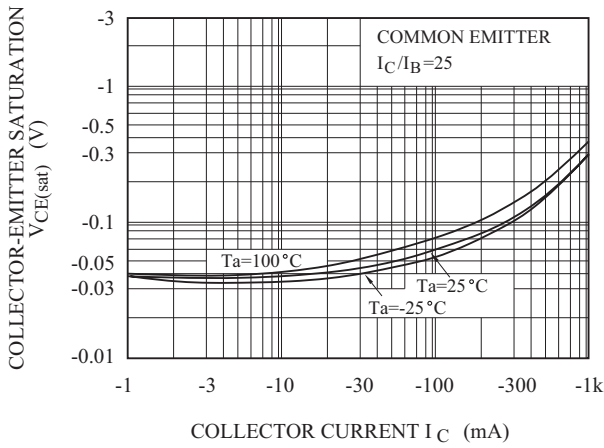
$I_C - V_{CE}$



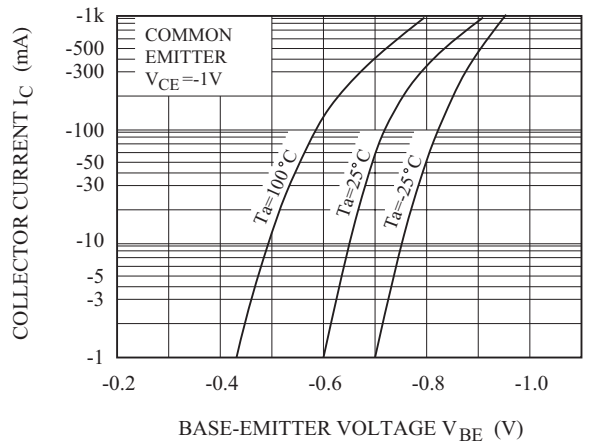
$h_{FE} - I_C$



$V_{CE(sat)} - I_C$



$I_C - V_{BE}$



$P_C - T_a$

