



# 5.0V HCMOS TRI-STATE ENABLE/DISABLE OSCILLATORS MODEL: H5C-2E

## FEATURES

- 5.0V Operating
- HCMOS/TTL Output
- Tri-State Enable/Disable
- 8-Pin DIP

## OPTIONS

- 14-Pin DIP Available (F5C-2E)



# Discontinued

Learn more about:

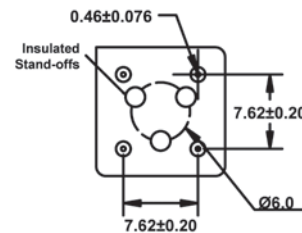
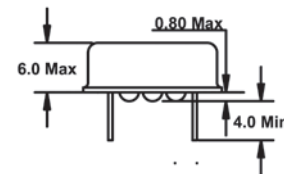
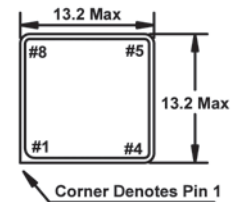
[Part Marking Identification](#)  
[Mechanical Specification](#)

Internet required



## • PART NUMBER SELECTION [Learn More - Internet Required](#)

Part Number	Model Number	Frequency Stability <sup>1</sup>	Operating Temperature (°C)	Frequency Range (MHz)
267-Frequency-xxxxx	H5C-2E	±100PPM	0 ~ +70	1.000 ~ 160.000
347-Frequency-xxxxx	H5C-2ER	±100PPM	-40 ~ +85	1.000 ~ 160.000
271-Frequency-xxxxx	H6C-2E	±50PPM	0 ~ +70	1.000 ~ 160.000
335-Frequency-xxxxx	H6C-2ER	±50PPM	-40 ~ +85	1.000 ~ 160.000
275-Frequency-xxxxx	H7C-2E	±25PPM	0 ~ +70	1.000 ~ 160.000
336-Frequency-xxxxx	H7C-2ER	±25PPM	-40 ~ +85	1.000 ~ 125.000
342-Frequency-xxxxx	H8C-2E	±20PPM	0 ~ +70	1.000 ~ 125.000



**Pin Connections**  
#1 E/D      #5 Output  
#4 GND (Case)      #8 Vdd

All dimensions are in millimeters.

## • ELECTRICAL CHARACTERISTICS

PARAMETERS	MAX (unless otherwise noted)
Frequency Range (Fo)	1.000 ~ 160.000 MHz
Storage Temperature Range (TSTG)	-55°C ~ +125°C
Supply Voltage (VDD)	5.0V ± 10%
Input Current (IDD)	
1.000 ~ 40.000 MHz	40mA
40.000+ ~ 125.000 MHz	60mA
125.000+ ~ 160.000 MHz	100mA
Output Symmetry (50% VDD)	
1.000 ~ 50.000 MHz	45% ~ 55%
50.000+ ~ 160.000 MHz	40% ~ 60%
Rise Time (10% ~ 90% VDD) (Tr)	
1.000 ~ 125.000 MHz	10 nS
125.000+ ~ 160.000 MHz	6 nS
Fall Time (90% ~ 10% VDD) (Tf)	
1.000 ~ 125.000 MHz	10 nS
125.000+ ~ 160.000 MHz	6 nS
Output Voltage (VOL)	10% VDD
(VOH)	90% VDD Min
Output Current (IOL)	16mA Min
(IOH)	-16mA Min
Output Load	
TTL	10TTL
HCMOS	50pF
Start-up Time (Ts)	10mS
Output Enable/Disable Time <sup>2</sup>	100nS

<sup>1</sup> Inclusive of 25°C tolerance, operating temperature range, input voltage change, load change, aging, shock, and vibration.

<sup>2</sup> An internal pullup resistor from pin 1 to VDD allows active output if pin 1 is left open.

All specifications subject to change without notice. Rev. 6/1/04

## • ENABLE / DISABLE FUNCTION

INH (Pin 1)	OUTPUT (Pin 5)
OPEN <sup>2</sup>	ACTIVE
'1' Level VIH ≥ 2.2 V	ACTIVE
'0' Level VIL ≤ 0.8 V	High Z