

Customer Name	Standard Specification	FUJITSU MEDIA DEVICES LIMITED	
System	GSM850-Rx (50/200ohm)	DATE	Mar. 15, 2006
FMD Part Number	FAR-F5KB-881M50-B4EJ	Version 2.0b	

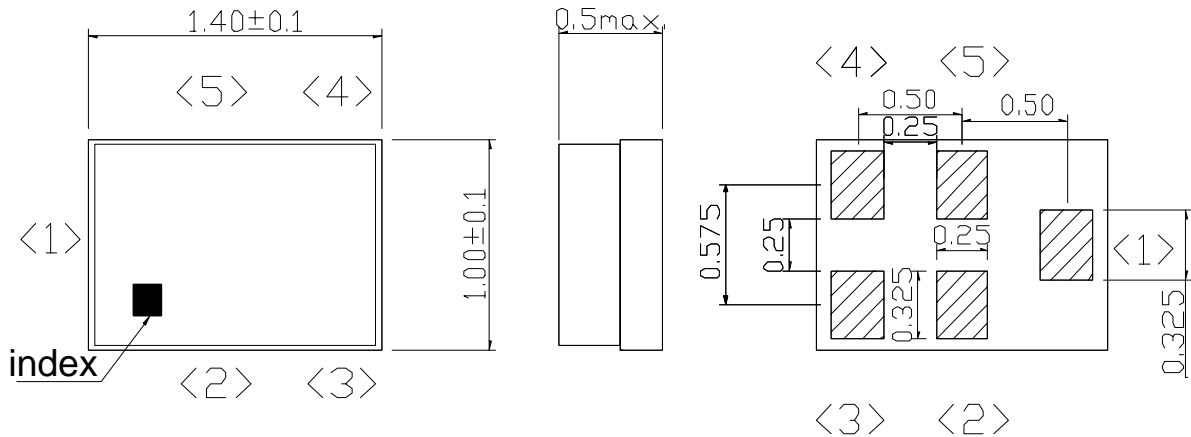
Table 1. Electrical specifications

Passband: 869 ~ 894 MHz						
Item	Condition (MHz)	Specification			Unit	Remarks
		Min.	Typ.	Max.		
Insertion Loss	869~894	-	1.4	2.3	dB	
Ripple	869~894	-	0.4	1.4	dB	
attenuation	DC~824	45	70	-	dB	
	824~849	40	64	-	dB	
	914~960	23	33	-	dB	
	960~2000	40	57	-	dB	
	2000~6000	25	47	-	dB	
VSWR (Input)	869~894	-	1.7	2.1	-	
VSWR (Output)	869~894	-	1.7	2.1	-	
Amplitude balance ($ S_{21}/S_{31} $)	869~894	-1.0	-0.1/+0.4	+1.0	dB	
Phase balance ($(\angle S_{21} - \angle S_{31}) + 180$)	869~894	-9	-0.2/+4.0	+9	deg.	
Input Impedance	Unbalanced	50			Ohm	
Output Impedance	Balance	200			Ohm	
Input Power	869~894	-	-	+13	dBm	
Operating Temperature		-30 ~ +85			°C	
Device size		1.4typ. x 1.0typ. x 0.5max.			mm	

Customer Name	Standard Specification	FUJITSU MEDIA DEVICES LIMITED	
System	GSM850-Rx (50/200ohm)	DATE	Mar. 15, 2006
FMD Part Number	FAR-F5KB-881M50-B4EJ	Version 2.0b	

Dimensions

Device size: 1.4typ. x 1.0typ. x 0.5max

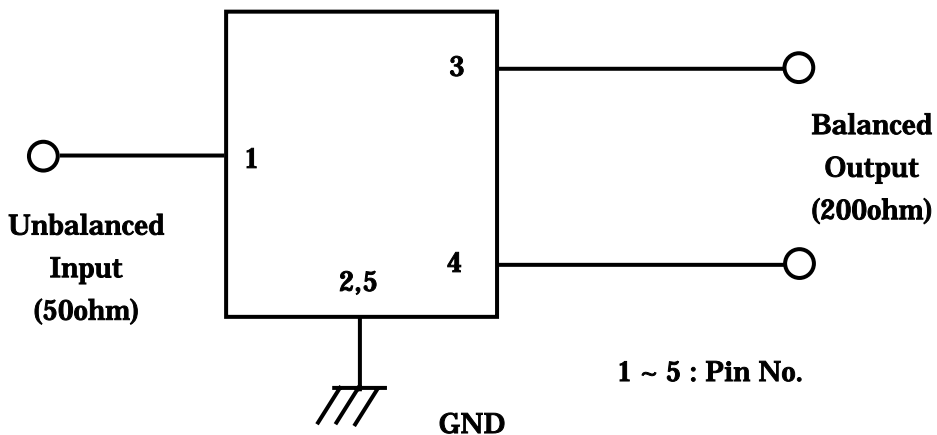


Unit : mm

Pin Configuration

Pin No.	Symbol	Function
1	IN	Unbalanced pin
2	GND	Ground
3	OUT	Balanced pin
4	OUT	Balanced pin
5	GND	Ground

Test Condition



Customer Name	Standard Specification	FUJITSU MEDIA DEVICES LIMITED	
System	GSM850-Rx (50/200ohm)	DATE	Mar. 15, 2006
FMD Part Number	FAR-F5KB-881M50-B4EJ	Version 2.0b	

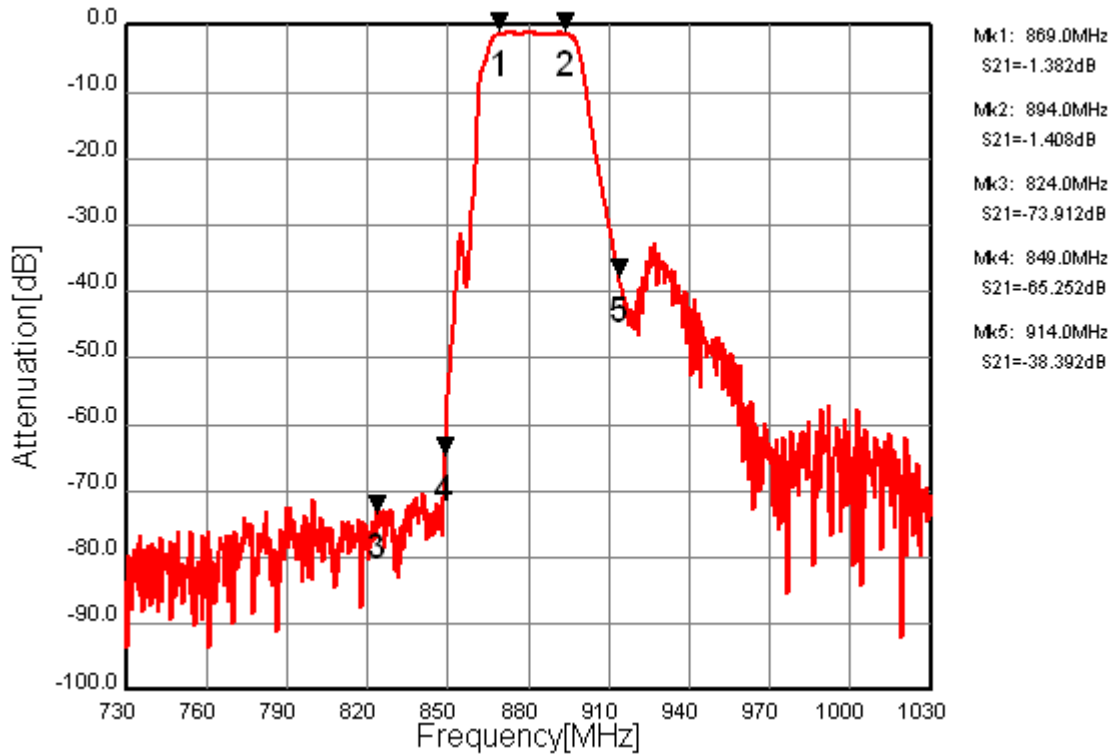


Fig.1 Pass-band Characteristics

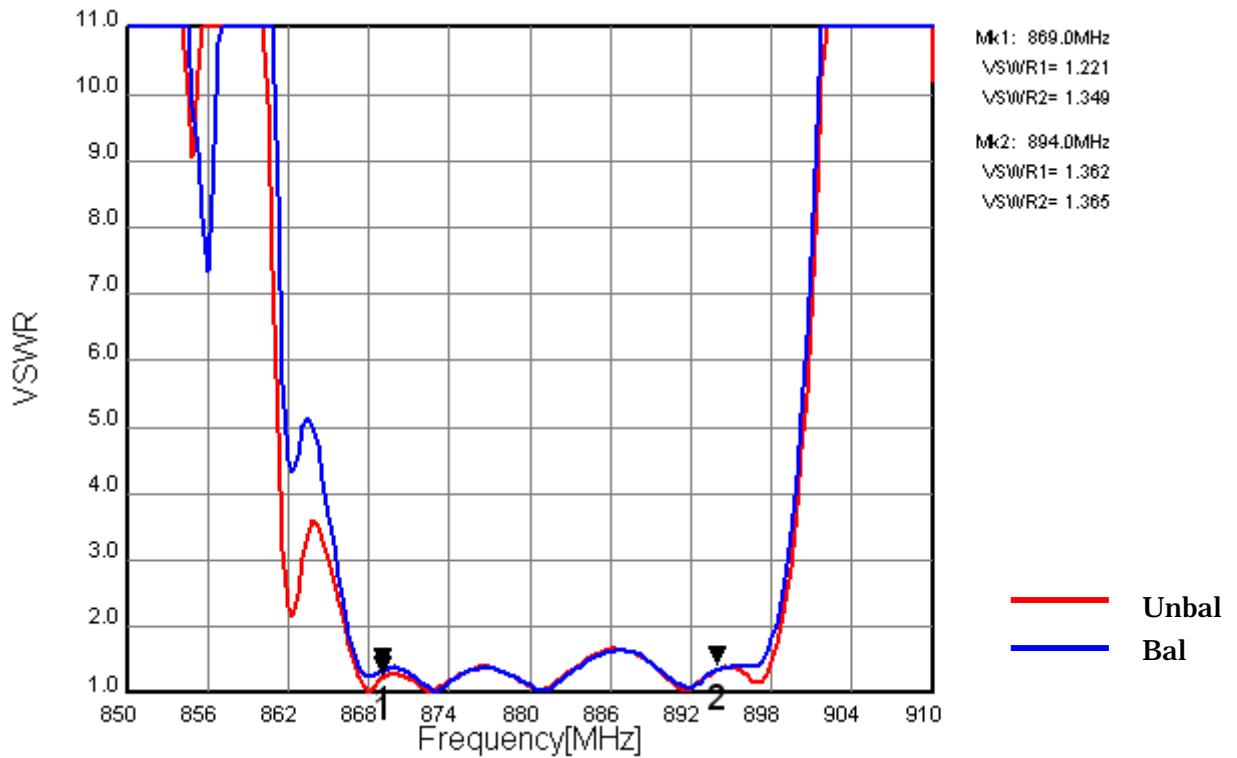


Fig.2 VSWR

Customer Name	Standard Specification	FUJITSU MEDIA DEVICES LIMITED	
System	GSM850-Rx (50/200ohm)	DATE	Mar. 15, 2006
FMD Part Number	FAR-F5KB-881M50-B4EJ	Version 2.0b	

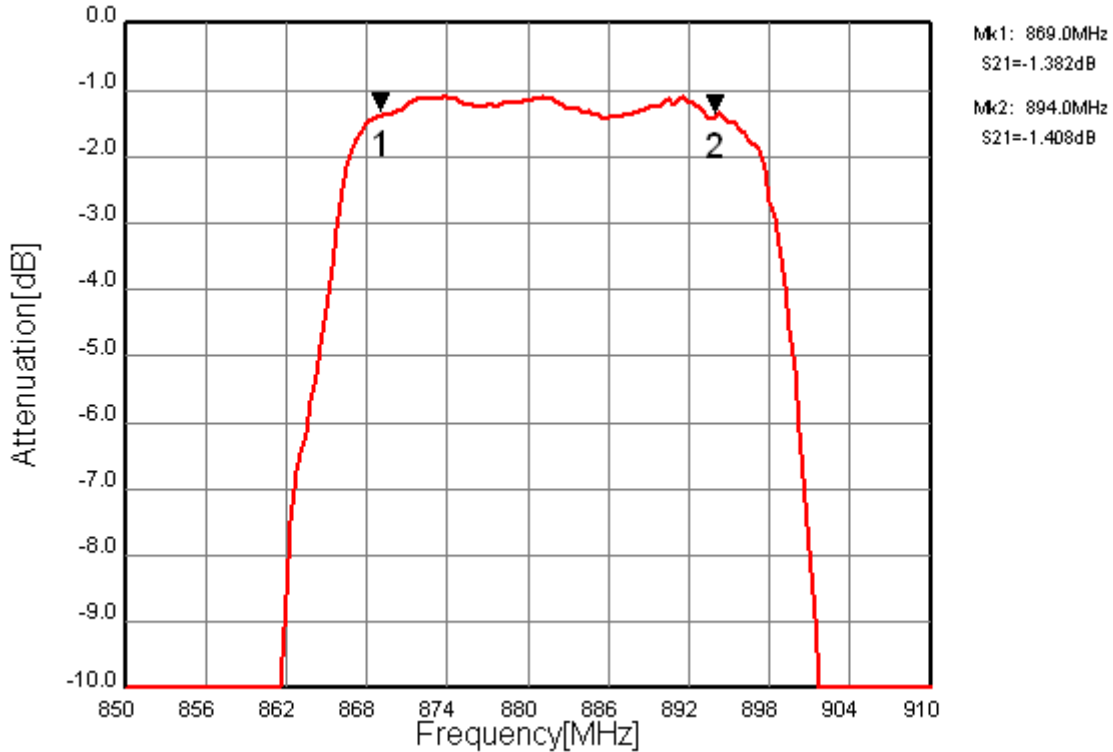


Fig.3 In-band Characteristics

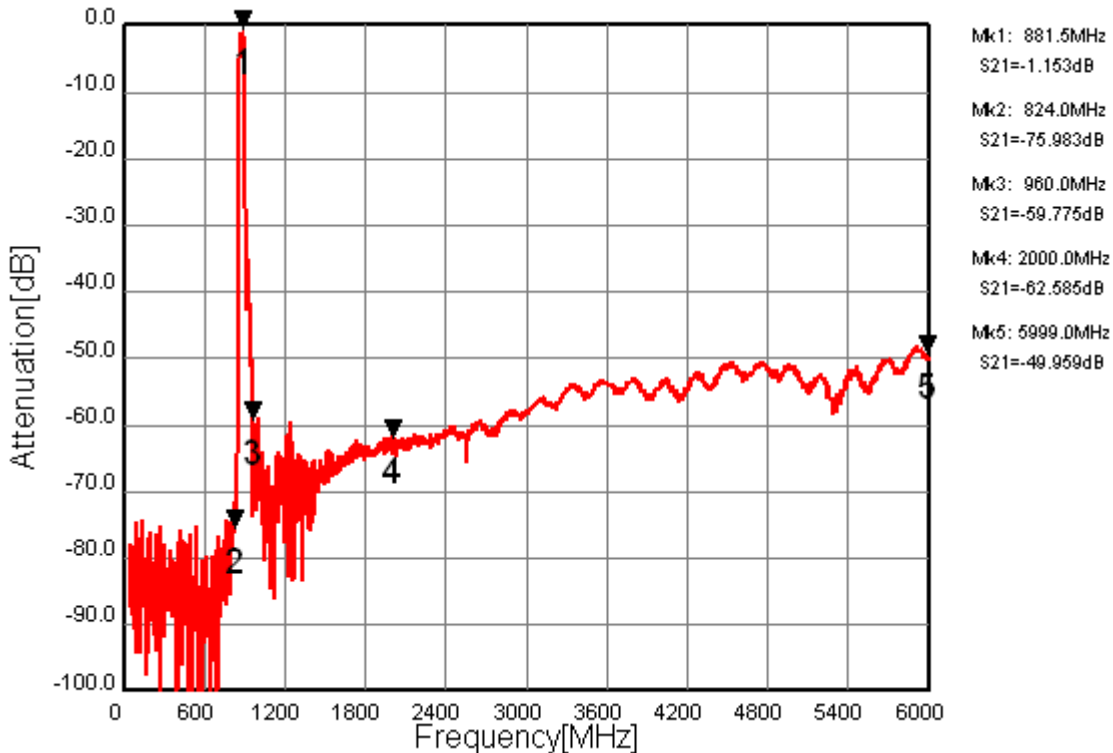


Fig.4 Wide-band Characteristics

Customer Name	Standard Specification	FUJITSU MEDIA DEVICES LIMITED	
System	GSM850-Rx (50/200ohm)	DATE	Mar. 15, 2006
FMD Part Number	FAR-F5KB-881M50-B4EJ	Version 2.0b	

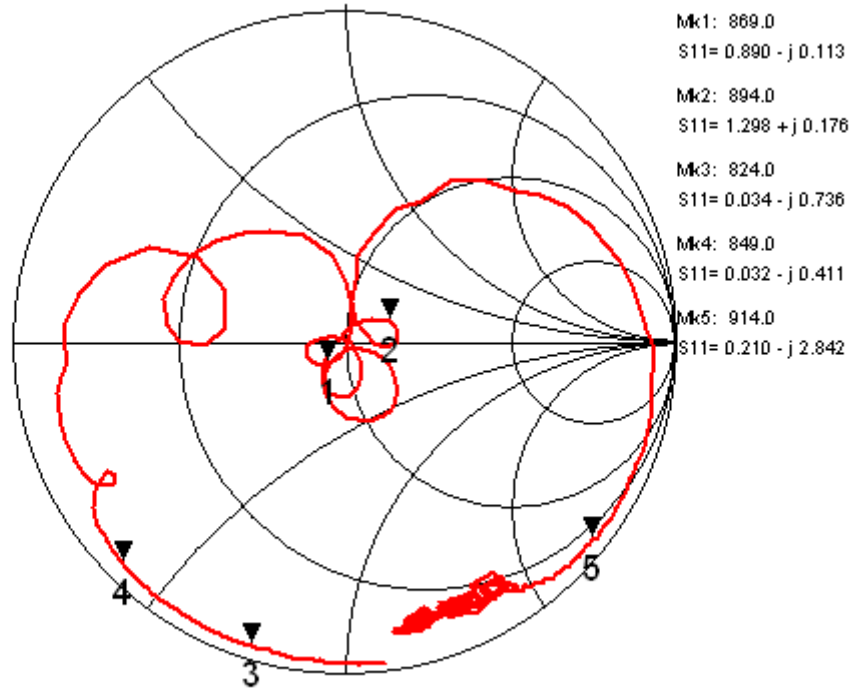


Fig.5 Input Impedance (Unbalance)

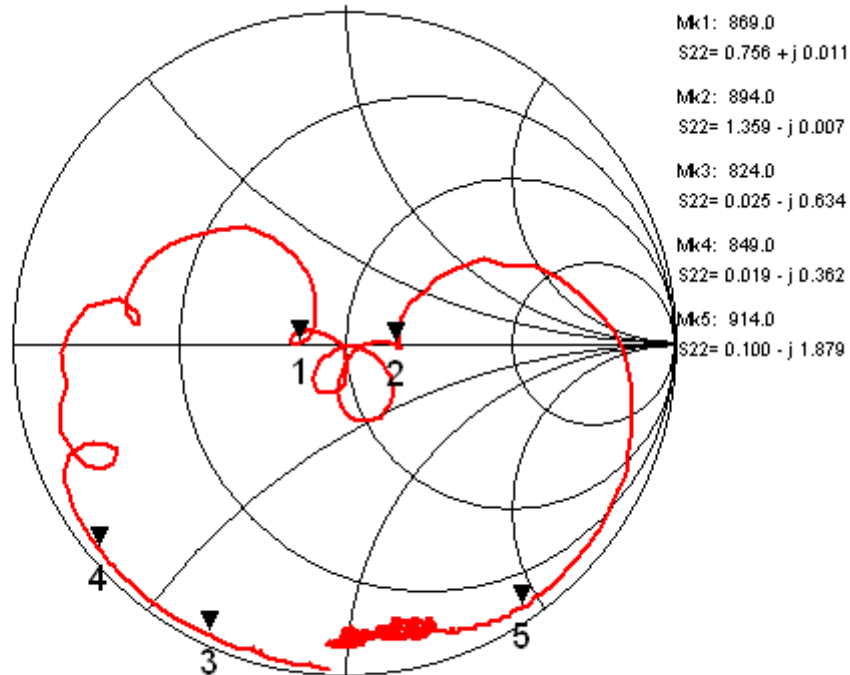


Fig.6 Output Impedance (Balance)

Customer Name	Standard Specification	FUJITSU MEDIA DEVICES LIMITED	
System	GSM850-Rx (50/200ohm)	DATE	Mar. 15, 2006
FMD Part Number	FAR-F5KB-881M50-B4EJ	Version 2.0b	

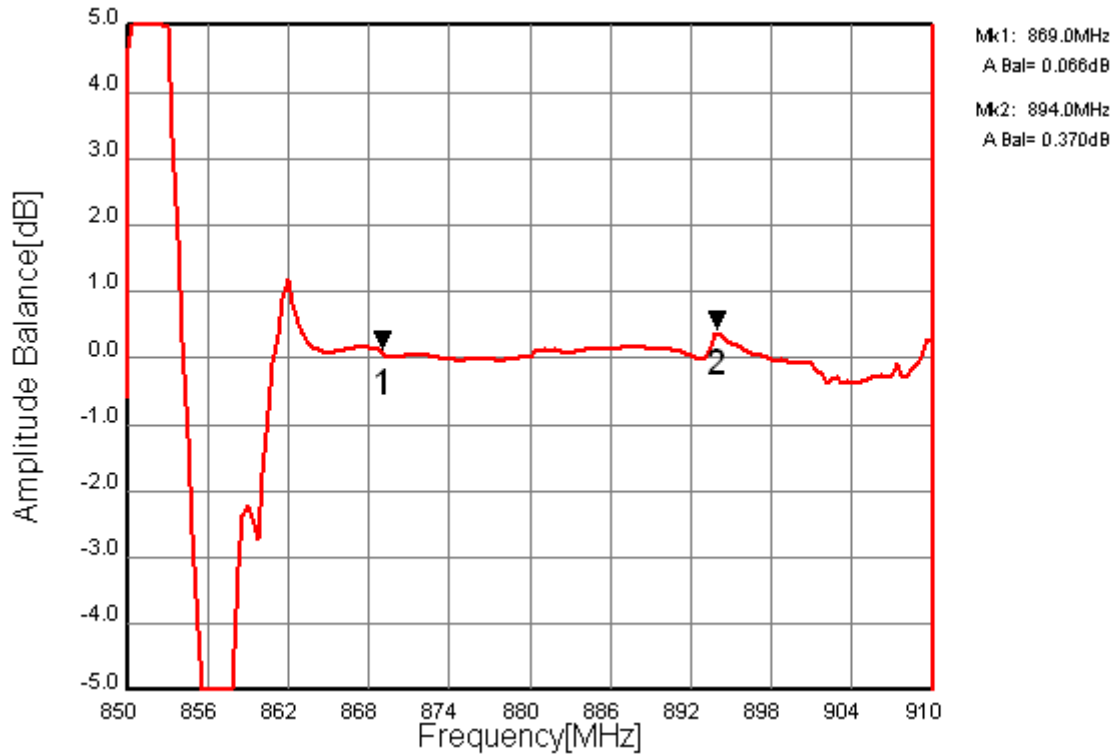


Fig.7 Amplitude Balance

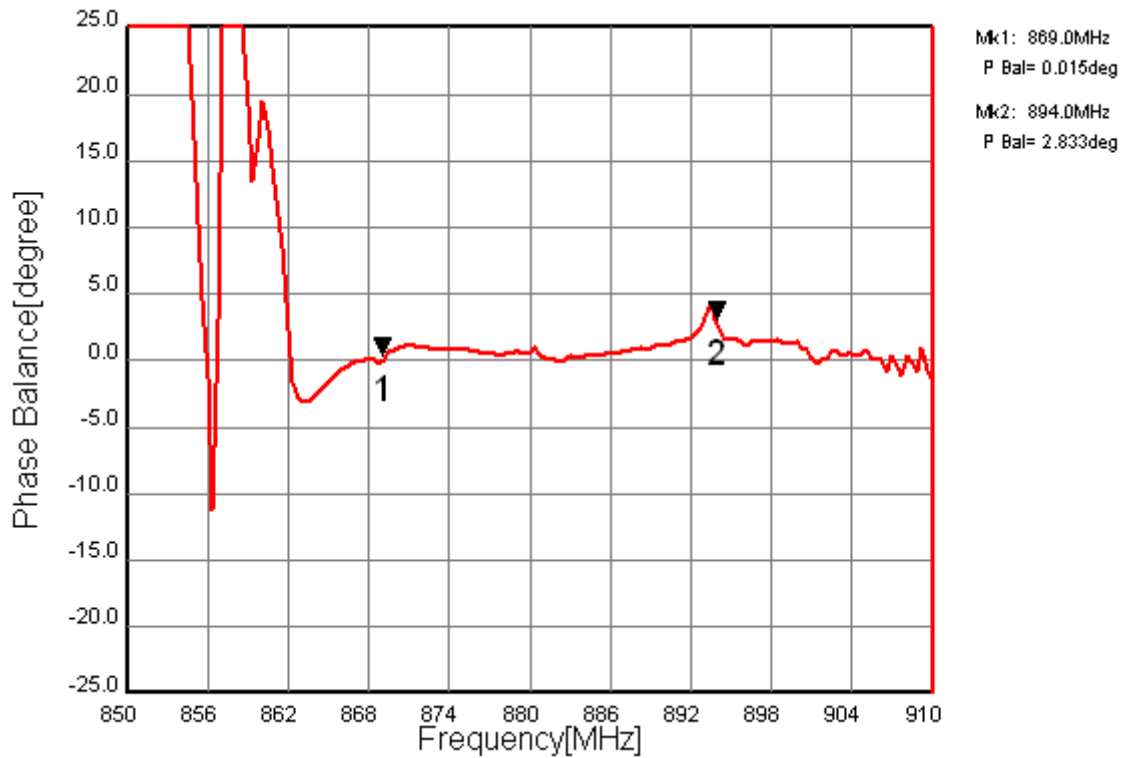


Fig.8 Phase Balance