



BUTTON AUTOMOTIVE RECTIFIER

ARL3505 THRU ARL356
ARSL3505 THRU ARSL356

VOLTAGE RANGE 50 to 600 Volts

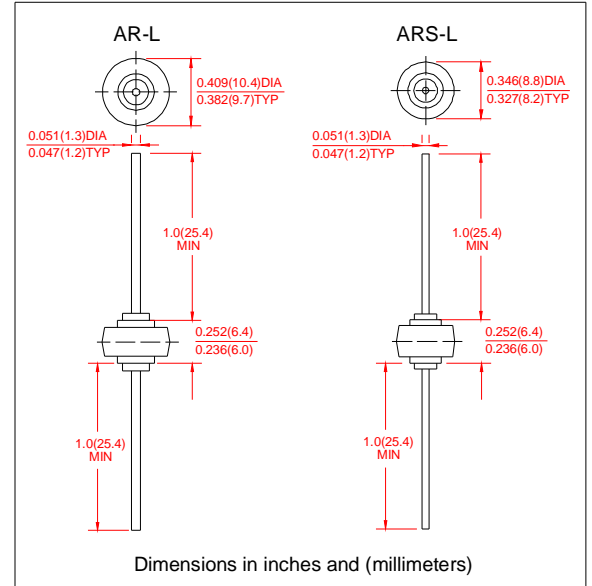
CURRENT 35.0 Amperes

FEATURES

- Low Leakage
- Low forward voltage drop
- High current capability
- High forward surge current capacity

MECHANICAL DATA

- Technology: Cell with vacuum soldered
- Case: transfer molded plastic
- Epoxy: UL94V-0 rate flame retardant
- Lead: Plated lead , solderable per MIL-STD-202E method 208C
- Polarity: Color ring denotes cathode end
- Mounting Position: any
- Weight: 0.083 ounces, 2.32 grams



MAXIMUM RATINGS AND ELECTRICAL CHARACTERISTICS

- Ratings at 25°C ambient temperature unless otherwise specified
- Single Phase, half wave, 60HZ, resistive or inductive load
- For capacitive load derate current by 20%

	SYMBOLS	ARL3505 ARSL3505	ARL351 ARSL351	ARL352 ARSL352	ARL354 ARSL354	ARL356 ARSL356	UNIT
Maximum Repetitive Peak Reverse Voltage	V_{RRM}	50	100	200	400	600	Volts
Maximum RMS Voltage	V_{RMS}	35	70	140	280	420	Volts
Maximum DC Blocking Voltage	V_{DC}	50	100	200	400	600	Volts
Maximum Average Forward Rectified Current, At $T_c=110^\circ\text{C}$	I_O	35.0					Amps
Peak Forward Surge Current 3.3mS single half sine wave superimposed on Rated load (JEDEC method)	I_{FSM}	500					Amps
Rating for fusing ($t < 8.3\text{ms}$)	I^2t	1038					A^2S
Maximum instantaneous Forward Voltage at 80A	V_F	1.08					Volts
Maximum DC Reverse Current at Rated $T_A=25^\circ\text{C}$	I_R	5.0					UA
DC Blocking Voltage per element $T_A=100^\circ\text{C}$		250					
Typical Thermal Resistance	$R_{\theta JC}$	1.0					$^\circ\text{C}/\text{W}$
Operating and Storage Temperature Range	T_J, T_{STG}	(-65 to +175)					$^\circ\text{C}$
Polarity and voltage demotion color band		Red	Yellow	Silver	Green	Green	

Notes:

1. Enough heatsink must be considered in application.



BUTTON AUTOMOTIVE RECTIFIER

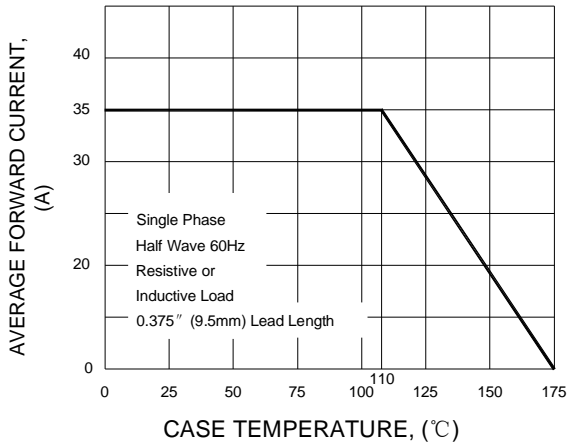
ARL3505 THRU ARL356
ARSL3505 THRU ARSL356

VOLTAGE RANGE 50 to 600 Volts
CURRENT 35.0 Amperes

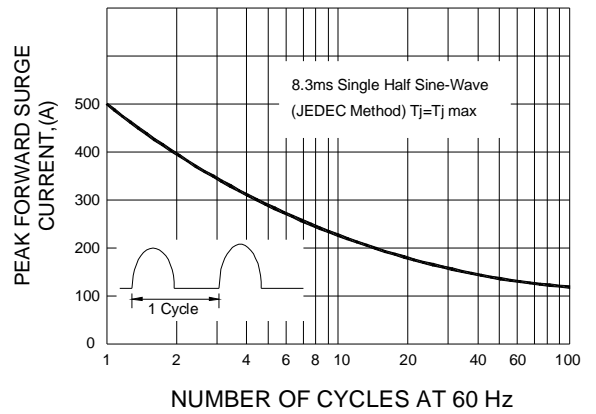
RATINGS AND CHARACTERISTIC CURVES

ARL3505 THRU ARL356
ARSL3505 THRU ARSL356

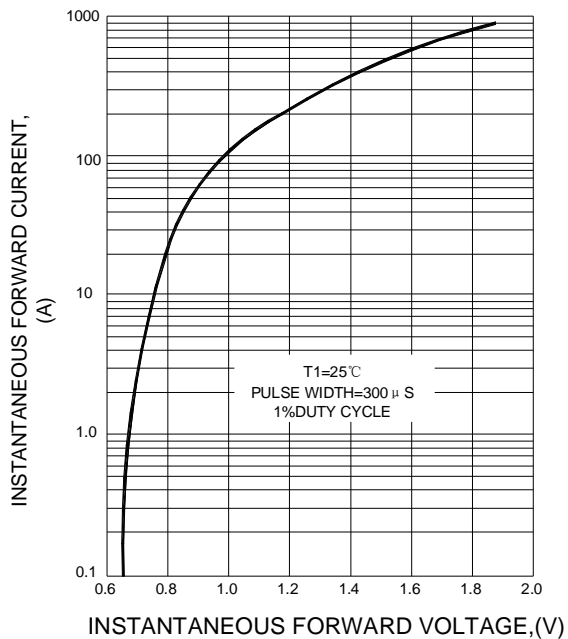
F1G.1 TYPICAL FORWARD CURRENT DERATING CURVE



F1G.2 MAXIMUM NON-REPETITIVE PEAK FORWARD SURGE CURRENT



F1G.3 TYPICAL INSTANTANEOUS FORWARD CHARACTERISTICS



F1G.4 FORWARD POWER DISSIPATION

