



Part Number	Package	Application	Last Modified
802-RF2350.0M-A	3.0 x 3.0 SMD	WIRBO	Mar. 2, 2007

TYPE :  
WIRBO, RF SAW Filter



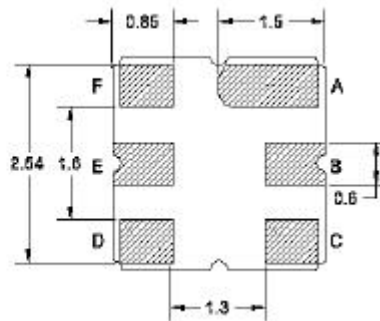
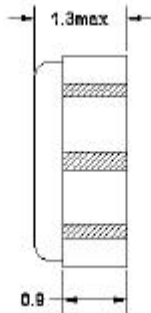
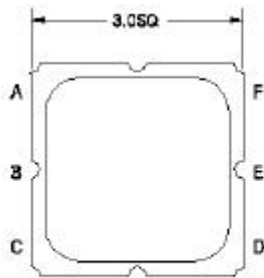
PART NUMBER :  
**802-RF2350.0M-A**

**OPERATING CONDITIONS / ELECTRICAL CHARACTERISTICS**

PARAMETERS	Condition	Minimum	Typical	Maximum	Units
Center Frequency (Fo)	-	-	2350.0	-	MHz
Maximum Insertion Loss	2310.0~ 2390.0 MHz	-	2.9	4.0	dB
Attenuation:	D.C, ~ 2140.0 MHz	18	22	-	dB
	2600.0~ 3400.0 MHz	24	28	-	
	3400.0~ 5000.0MHz	13	17	-	
	5000.0~ 6000.0 MHz	10	15	-	
Source Impedance (single ended)*	-	-	50	-	ohm
Load Impedance (single ended)*	-	-	50	-	ohm
VSWR	2310.0~ 2390.0 MHz	-	3.5	4.0	-
Amplitude Ripple	2310.0~ 2390.0 MHz	-	1.5	2.5	dBp-p
Maximum DC Voltage	-	-	-	0	V
Maximum Input Power	-	-	-	10	dBm
Operating Temperature	-	-30	-	+80	°C

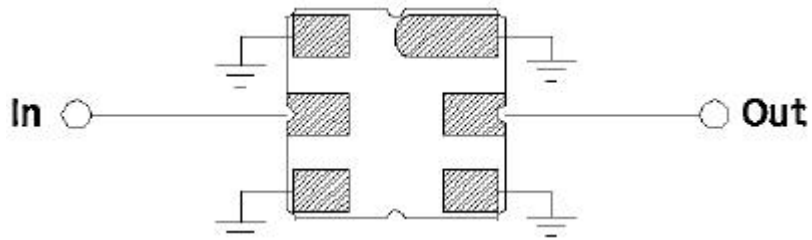
\* No Matching Network(Ref. Testing Enviroment Circuit as shown below)

**PACKAGE OUTLINE (mm)**



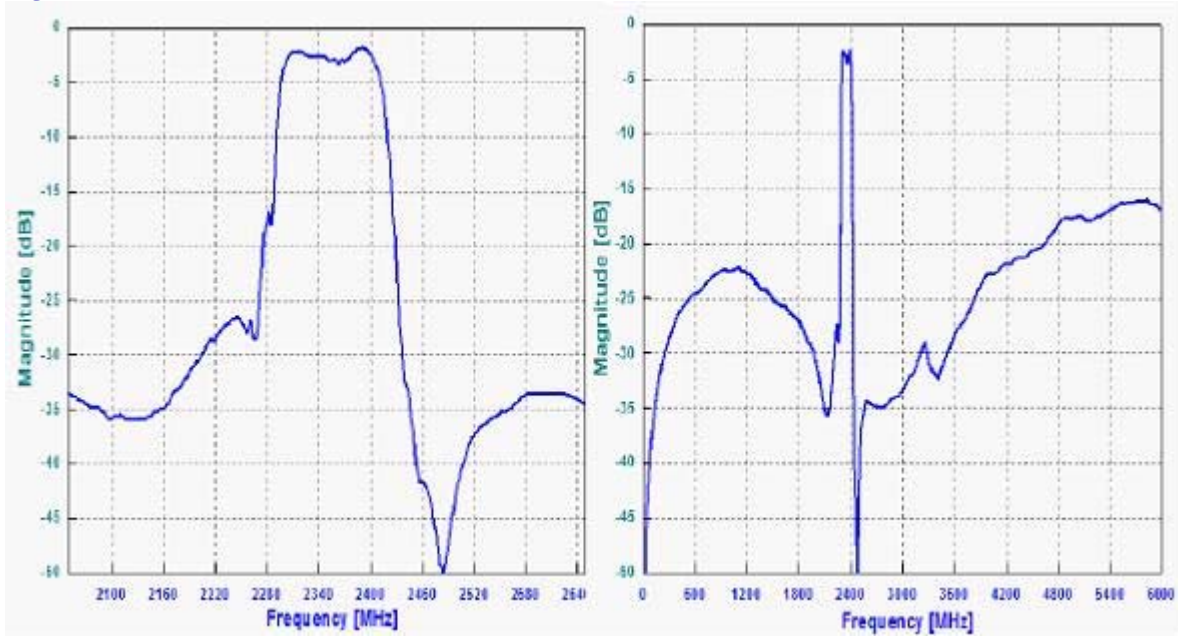
PIN LAYOUT	
A	Ground
B	Out
C	Ground
D	Ground
E	In
F	Ground

**TEST FIXTURE**

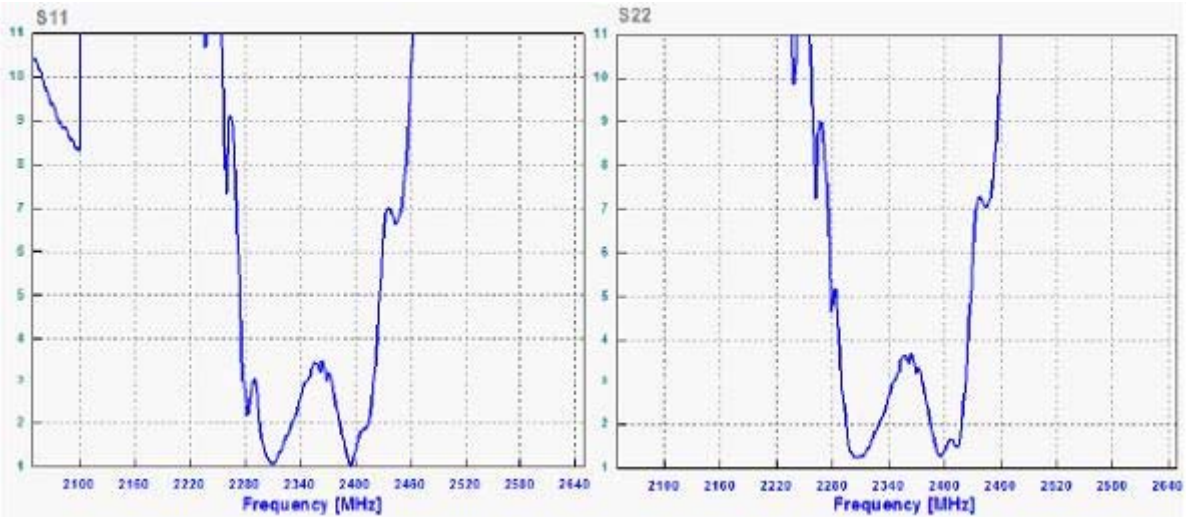


Load/ Source Impedance = 50 ohms

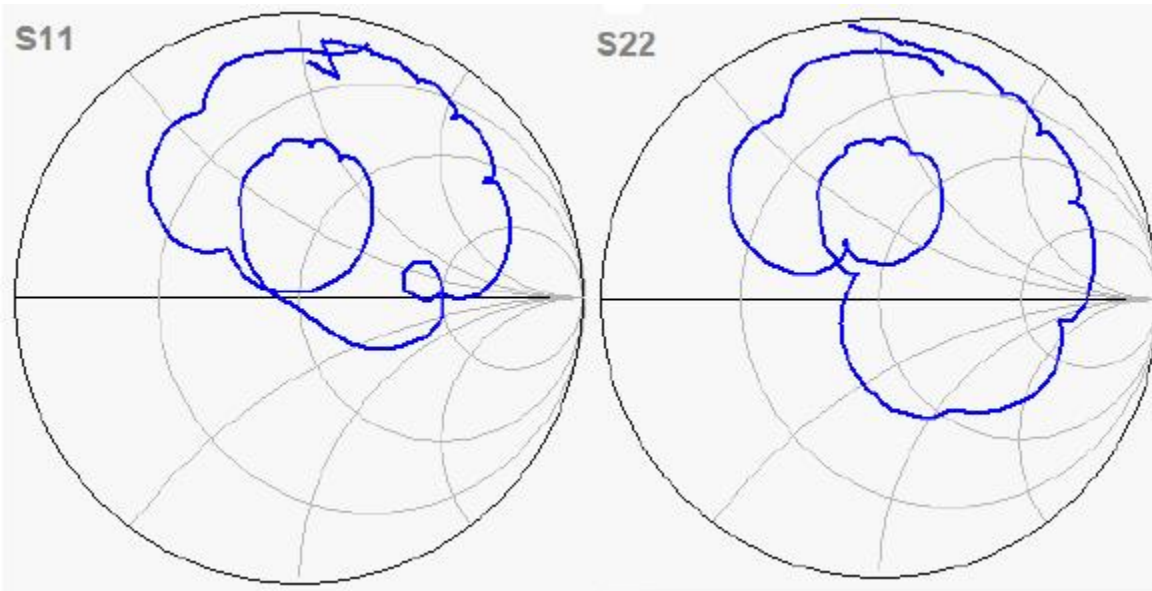
### FREQUENCY RESPONSE



### VSWR



### SMITH CHART



**Oscilent Corporation** - CALL **949.252.0522**

18195 East McDermott Street , Building D , Irvine , CA 92614 , USA

Fax: 949.252.0599 , E-Mail: [Sales@Oscilent.com](mailto:Sales@Oscilent.com)

**Part No.:** 802-RF2350.0M-A