




Wideband Transformers



- Surface mount and through hole versions
- 500 V interwinding isolation, 1/4 Watt RF input power
- 250 mA max current rating.
- For a smaller package size, see our WBC Series

Core material Ferrite

Terminations RoHS compliant matte tin over nickel over copper. Other terminations available at additional cost.

Weight 0.38 – 0.40 g

Ambient temperature –40°C to +85°C

Storage temperature Component: –40°C to +85°C.
Packaging: –40°C to +80°C

Resistance to soldering heat Max three 40 second reflows at +260°C, parts cooled to room temperature between cycles

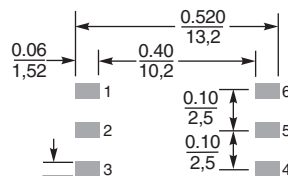
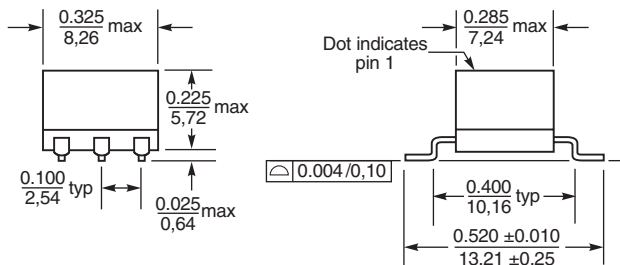
Moisture Sensitivity Level (MSL) 1 (unlimited floor life at <30°C / 85% relative humidity)

Failures in Time (FIT) / Mean Time Between Failures (MTBF)
60 per billion hours / 16,666,667 hours, calculated per Telcordia SR-332

Packaging (SM version): 500 per 13" reel;
Plastic tape: 24 mm wide, 0.42 mm thick, 20 mm pocket spacing, 6.6 mm pocket depth; (TH version): 54 per tube

PCB washing Only pure water or alcohol recommended

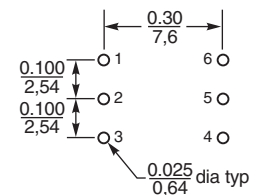
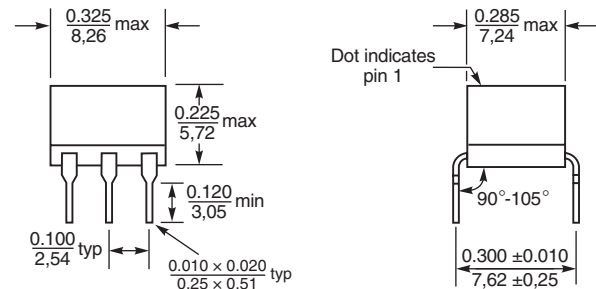
Dimensions – surface mount parts



Dimensions are in $\frac{\text{inches}}{\text{mm}}$

Recommended Land Pattern

Dimensions – through hole parts



Dimensions are in $\frac{\text{inches}}{\text{mm}}$

Recommended Board Layout

Coilcraft[®]

Specifications subject to change without notice.
Please check our website for latest information.

Document 425-1 Revised 10/30/08

1102 Silver Lake Road Cary, Illinois 60013 Phone 847/639-6400 Fax 847/639-1469

E-mail info@coilcraft.com Web <http://www.coilcraft.com>



Wideband Transformers

Schematic	Part number		Impedance ratio ² pri : sec	Bandwidth (MHz)	Insertion loss max (dB)	Pins 4-6		Pins 1-3		DC imbalance ⁵ max (mA)
	SM ¹	TH				L min ³ (μH)	DCR max ⁴ (mOhm)	L min ³ (μH)	DCR max ⁴ (mOhm)	
	WB1-1SL_	WB1-1L	1 : 1	0.150 – 500	0.70	27	75	27	75	—
	WB1-6SL_	WB1-6L	1 : 1	0.100 – 350	0.50	25	100	25	100	—
	WB1.18-3SL_	WB1.18-3L	1 : 1.18	0.040 – 300	0.50	90	300	108	330	—
	WB1.5-6SL_	WB1.5-6L	1 : 1.5	0.050 – 325	0.26	56	120	84	150	—
	WB2-1-2WSL_	WB2-1-2WL	1 : 2	0.080 – 700	1.00	38	100	75	150	—
	WB2.5-6SL_	WB2.5-6L	1 : 2.5	0.080 – 225	0.26	30	100	75	130	—
	WB4-6SL_	WB4-6L	1 : 4	0.100 – 125	0.50	25	100	100	200	—
	WB9-1SL_	WB9-1L	1 : 9	0.125 – 125	0.57	25	100	225	250	—
	WB16-1SL_	WB16-1L	1 : 16	0.050 – 100	0.60	56	75	896	330	—
WB36-1SL_	WB36-1L	1 : 36	0.100 – 45	0.50	25	50	900	180	—	
	WB1-1TSL_	WB1-1TL	1 : 1	0.100 – 375	0.51	25	100	25	100	30
	WB1-6TSL_	WB1-6TL	1 : 1	0.050 – 200	0.20	70	150	70	150	18
	WB2-1TSL_	WB2-1TL	1 : 2	0.070 – 400	1.00	38	100	75	150	29
	WB2.5-6TSL_	WB2.5-6TL	1 : 2.5	0.050 – 125	0.28	56	120	140	200	13
	WB3-1TSL_	WB3-1TL	1 : 3	0.040 – 500	0.40	96	110	270	200	4.0
	WB4-1HSL_	WB4-1HL	1 : 4	0.100 – 500	0.50	25	120	100	160	15
	WB4-6TSL_	WB4-6TL	1 : 4	0.050 – 200	0.50	43	120	172	160	5.0
	WB5-1TSL_	WB5-1TL	1 : 5	0.050 – 400	0.30	48	220	240	500	13
	WB8-1TSL_	WB8-1TL	1 : 8	0.150 – 400	0.76	18	100	144	270	17
WB13-1TSL_	WB13-1TL	1 : 13	0.150 – 125	0.72	17	90	221	200	10	
WB16-6TSL_	WB16-6TL	1 : 16	0.050 – 100	0.60	56	75	896	330	25	
	WBT1-6SL_	WBT1-6L	1 : 1	0.040 – 200	0.25	70	150	70	150	19
	WBT1.5-1SL_	WBT1.5-1L	1 : 1.5	0.040 – 350	0.30	60	150	90	180	19
	WBT2.5-6SL_	WBT2.5-6L	1 : 2.5	0.050 – 100	0.26	70	150	175	200	11
	WBT4-1SL_	WBT4-1L	1 : 3	0.040 – 150	0.26	45	120	135	160	13
	WBT4-1ASL_	WBT4-1AL	1 : 4	0.040 – 350	0.40	96	110	384	220	3.5
	WBT16-1SL_	WBT16-1L	1 : 16	0.100 – 100	0.50	25	100	400	300	7.5
WBT25-1SL_	WBT25-1L	1 : 25	0.100 – 65	0.50	25	100	625	350	6.0	

1. When ordering, please specify **packaging** code:

↓
WB25-1SL D

Packaging: **D** = 13" machine-ready reel. EIA-481 embossed plastic tape (500 parts per full reel).
B = Less than full reel. In tape, but not machine ready.
To have a leader and trailer added (\$25 charge), use code letter D instead.

2. Impedance ratio is for the full primary winding to the full secondary winding.

3. Inductance measured at 100 kHz, 0.1 V, 0 Adc on an Agilent/HP 4192 or equivalent.

4. DCR measured on a micro-ohmmeter.

5. DC imbalance is the maximum difference in current measured at pins 1 and 3 with the source at pin 2. Inductance drop is 15% at max imbalance.

6. Electrical specifications at 25°C.

Refer to Doc 362 "Soldering Surface Mount Components" before soldering.

Coilcraft®

Specifications subject to change without notice.
Please check our website for latest information.

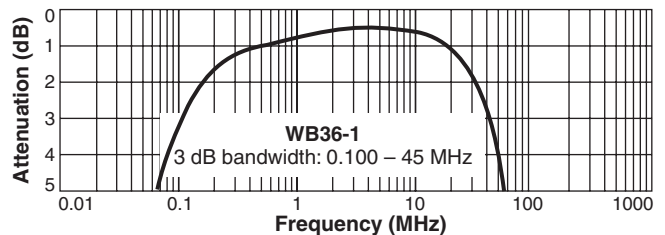
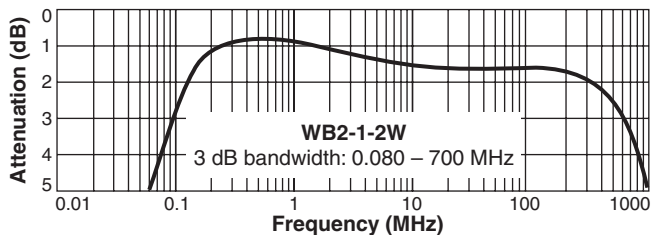
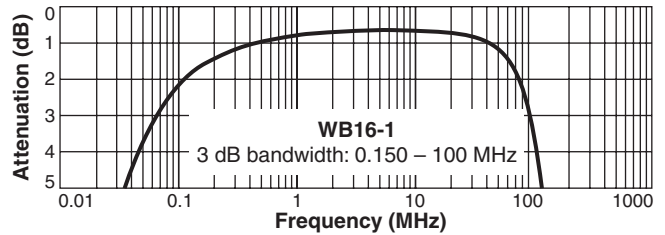
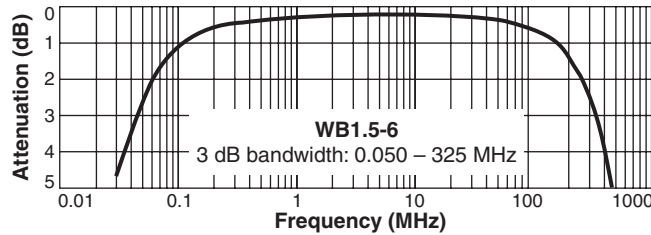
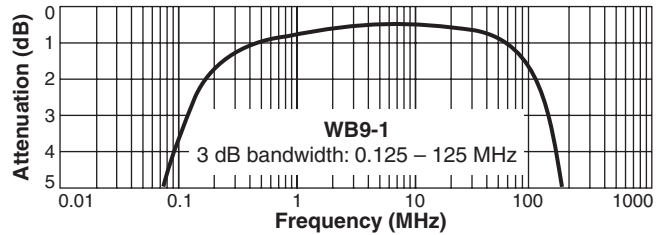
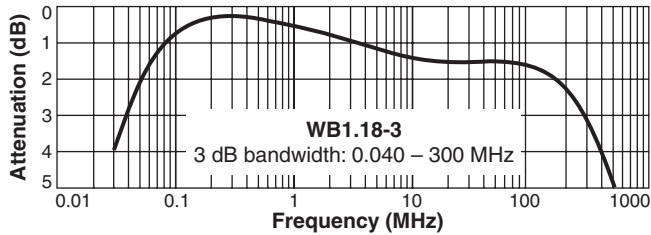
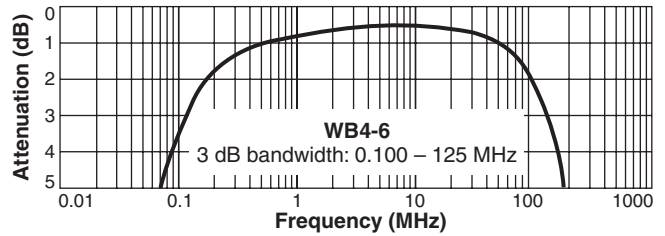
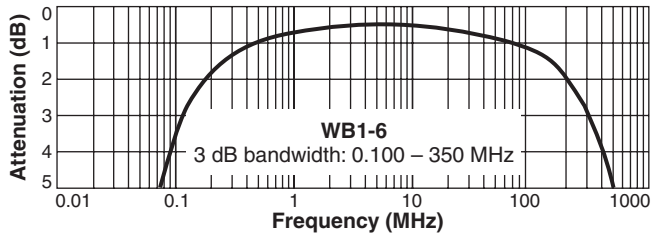
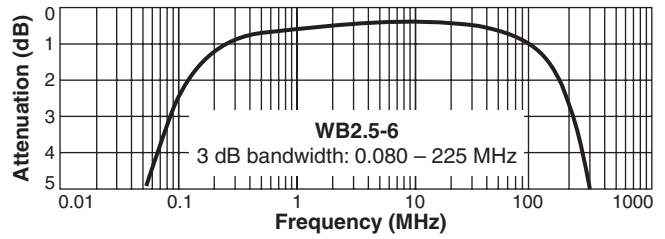
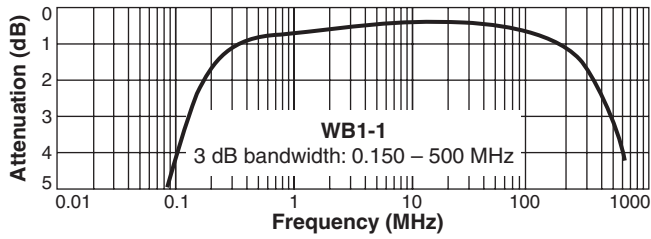
Document 425-2 Revised 10/30/08

1102 Silver Lake Road Cary, Illinois 60013 Phone 847/639-6400 Fax 847/639-1469

E-mail info@coilcraft.com Web <http://www.coilcraft.com>



Transformers with no center taps



Attenuation measured on a network analyzer (re: 50 Ohms)



Specifications subject to change without notice.
Please check our website for latest information.

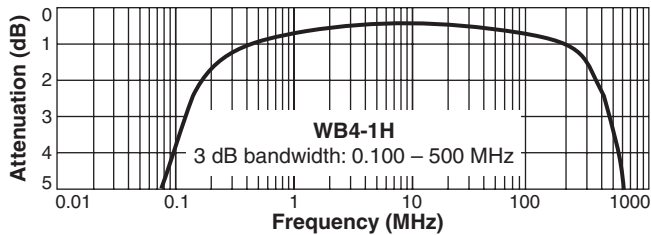
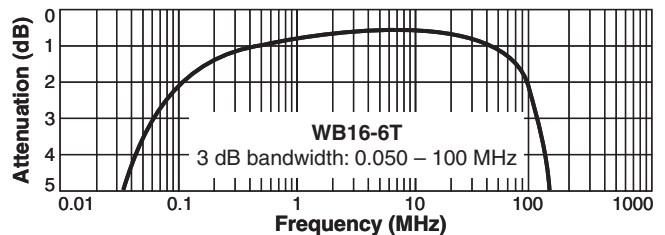
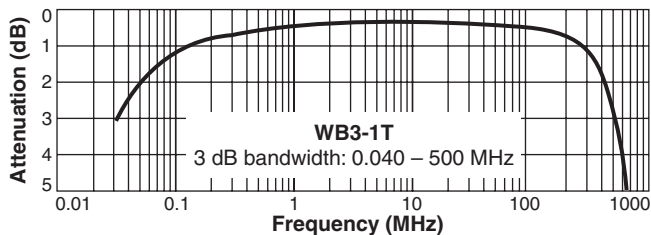
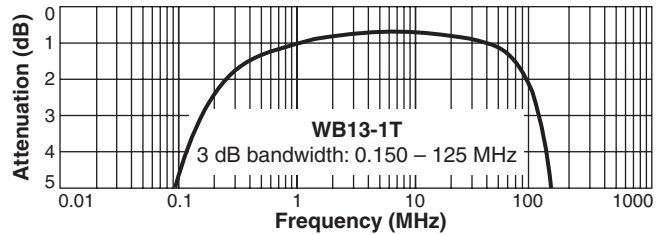
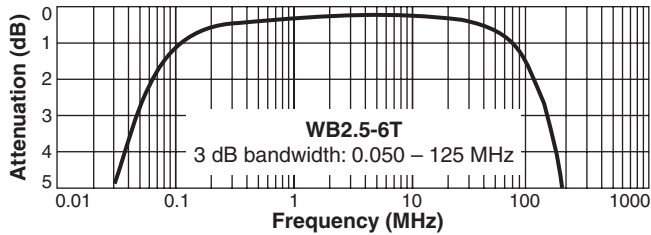
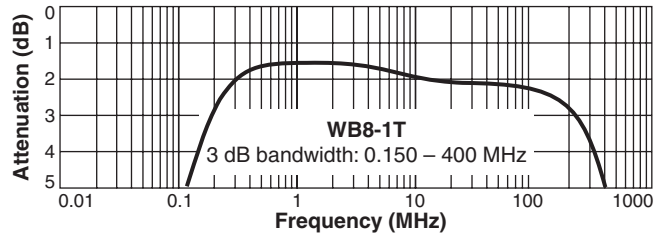
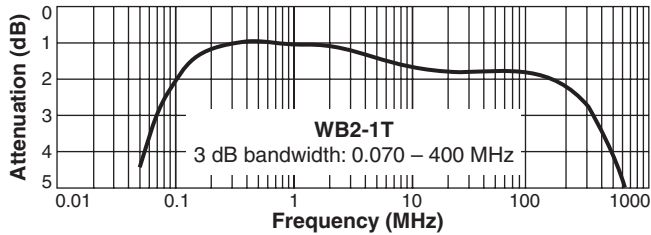
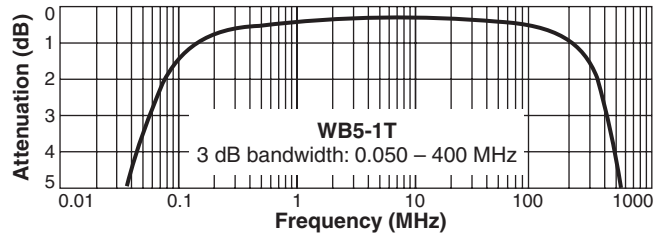
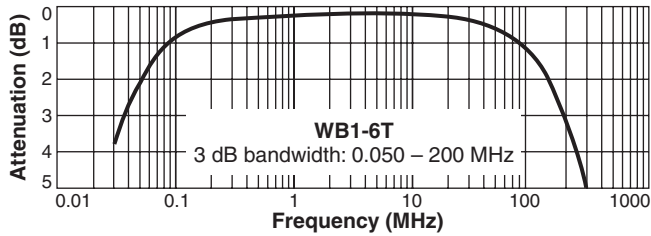
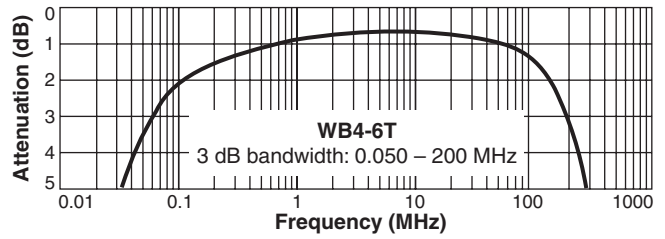
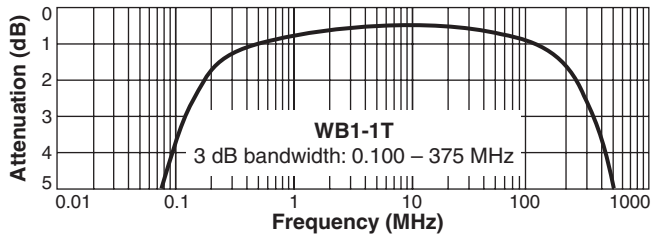
Document 425-3 Revised 05/22/08

1102 Silver Lake Road Cary, Illinois 60013 Phone 847/639-6400 Fax 847/639-1469

E-mail info@coilcraft.com Web <http://www.coilcraft.com>



Transformers with secondary center tap



Attenuation measured on a network analyzer (re: 50 Ohms)



Specifications subject to change without notice.
Please check our website for latest information.

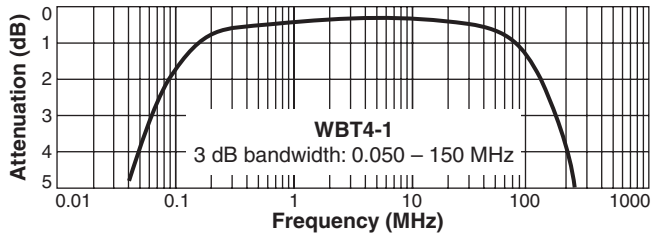
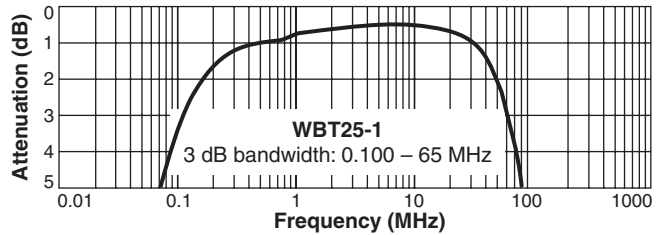
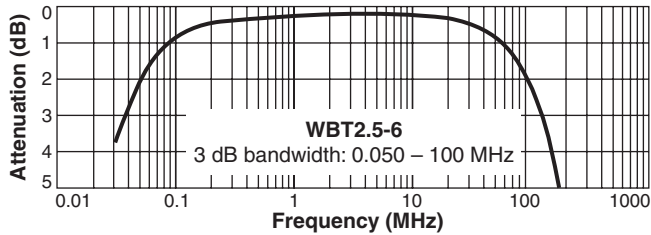
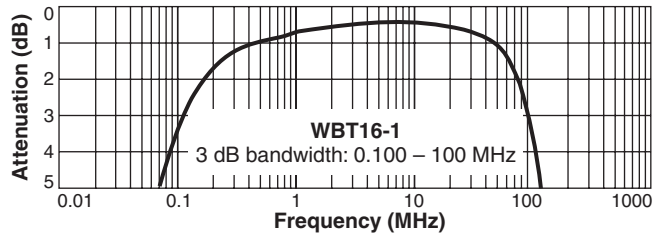
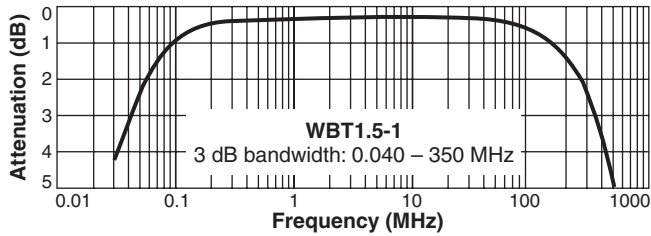
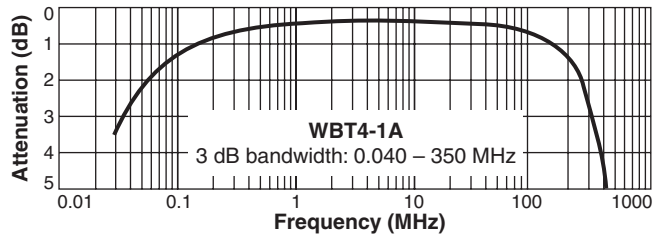
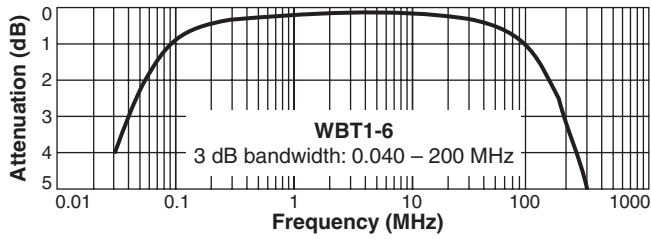
Document 425-4 Revised 05/22/08

1102 Silver Lake Road Cary, Illinois 60013 Phone 847/639-6400 Fax 847/639-1469

E-mail info@coilcraft.com Web <http://www.coilcraft.com>



Transformers with primary and secondary center taps



Attenuation measured on a network analyzer (re: 50 Ohms)



Specifications subject to change without notice.
Please check our website for latest information.

Document 425-5 Revised 05/22/08

1102 Silver Lake Road Cary, Illinois 60013 Phone 847/639-6400 Fax 847/639-1469

E-mail info@coilcraft.com Web <http://www.coilcraft.com>