

INTRODUCTION:

Adam Tech RPM relays are modern PCB mount medium power relays. These small relays can switch loads up to 10 amps. They are available in four different contact formats and are contained in a sealed package, these relays are perfect for applications such as home appliances, office equipment, DVDs, and microwave ovens.

FEATURES:

10 Amp Switching capability
Power consumption of 530mW nominal
Sealed construction

SPECIFICATIONS:

ELECTRICAL:

Contact arrangement: 1 Form A, 1 Form C / 2 Form A & 2 Form C
Contact material: Silver Alloy
Contact Rating (Resistive load): 10A @ 250V AC
10A @ 30V DC
Max. Switching Voltage: 250V AC / 30V DC
Max. Switching Power: 2500VA / 300W
Contact resistance: 50 mΩ max. Initial
Insulation resistance: 1000 MΩ min. @ 500V DC
Dielectric withstanding voltage:
Between Coil & Contact: 5000V AC 50/60Hz for 1 min.
Between Contacts: 1000V AC 50/60Hz for 1 min.
Operating time: 15 ms max.
Release time: 10 ms max.
Electrical Life: 100,000 Operations (at rated load)

MECHANICAL:

Vibration resistance (Endurance): 1.5mm Double Amplitude 10-55Hz
Shock resistance: 10G min.
Mechanical Life: 10,000,000 Operations (no load)

TEMPERATURE RATING:

Ambient temperature: -40°C to +85°C

PACKAGING:

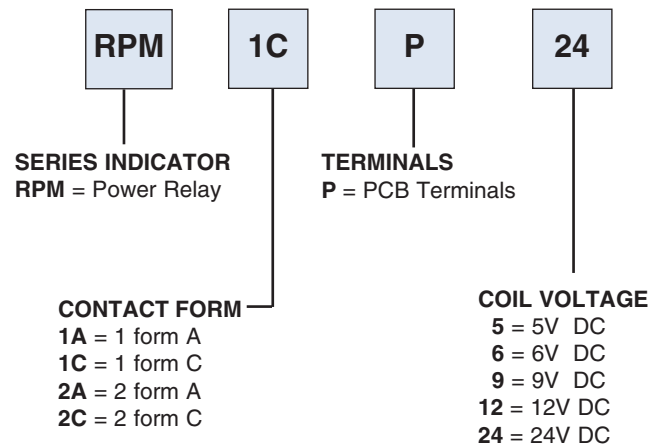
Anti-ESD plastic trays or tubes

SAFETY AGENCY APPROVALS:

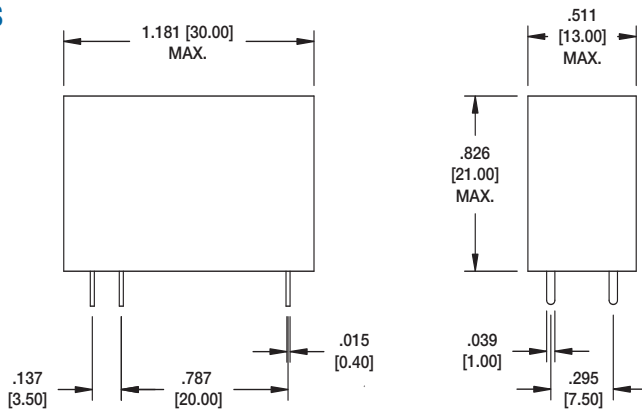
cUL Recognized File No. E305638



ORDERING INFORMATION POWER RELAY



RPM SERIES



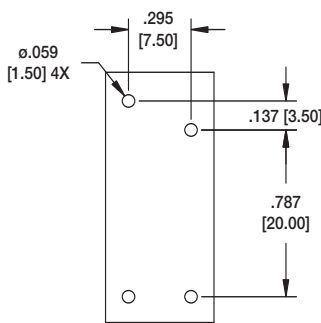
RPM-1A-P-12

RPM-1A-P-XX

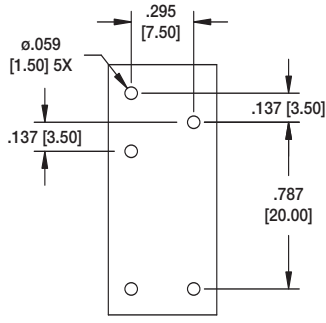
RPM-1C-P-XX

RPM-2A-P-XX

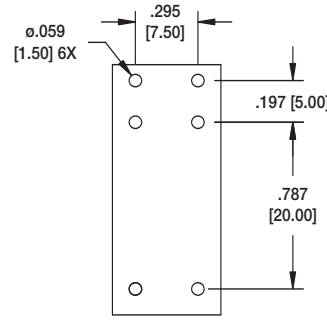
RPM-2C-P-XX



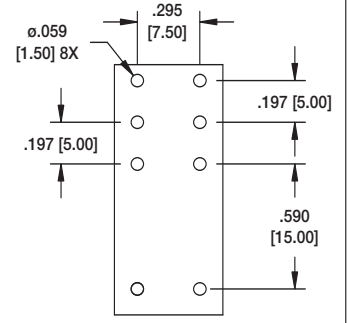
Recommended PCB Layout
1 Form A



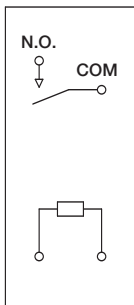
Recommended PCB Layout
1 Form C



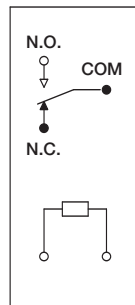
Recommended PCB Layout
2 Form A



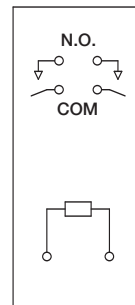
Recommended PCB Layout
2 Form C



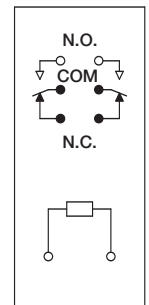
Schematic
1 Form A



Schematic
1 Form C



Schematic
2 Form A



Schematic
2 Form C

Nominal Voltage V DC	Pick-up Voltage V DC (max.)	Drop-out Voltage V DC (min.)	Nominal Operating Current mA (±10%)	Coil Resistance (±10%)	Nominal Operating Power mW	Max allowable Voltage V DC
5	3.5	0.5	106	47	530	130%V of nominal Voltage @ 60 C
6	4.2	0.6	88	68		
9	6.3	0.9	58	155		
12	8.4	1.2	44	270		
24	16.8	2.4	22	1,100		
						120%V of nominal Voltage @ 85 C