

Coaxial High Pass Filter

NHP-400+ NHP-400

50Ω 395 to 3200 MHz

Maximum Ratings

Operating Temperature	-55°C to 100°C
Storage Temperature	-55°C to 100°C
RF Power Input	0.5W max.

Features

- rugged shielded case
- other standard and custom NHP models available with wide selection of fco

Applications

- lab use
- transmitters/receivers
- radio communications



CASE STYLE: FF57

Connectors	Model	Price	Qty.
N-Type	NHP-400(+)	\$39.95 ea.	(1-9)

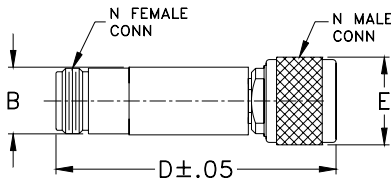
+ RoHS compliant in accordance with EU Directive (2002/95/EC)

The +Suffix identifies RoHS Compliance. See our web site for RoHS Compliance methodologies and qualifications.

High Pass Filter Electrical Specifications

STOPBAND (MHz)		fco (MHz) Nom.	PASSBAND (MHz)	VSWR (:1)	
(loss > 40 dB)	(loss > 20 dB)	(loss 3 dB)	(loss < 1 dB)	Stopband Typ.	Passband Typ.
DC-210	210-290	360	395-3200	17	1.7

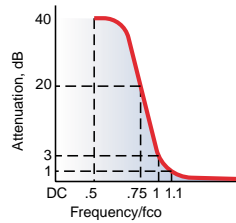
Outline Drawing



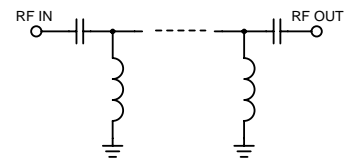
Outline Dimensions (inch/mm)

B	D	E	wt
.67	2.90	.82	grams
17.02	73.66	20.83	90.0

typical frequency response

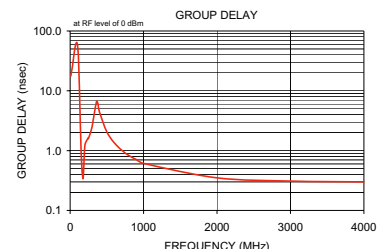
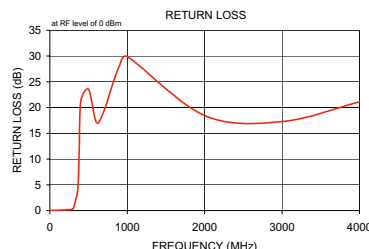
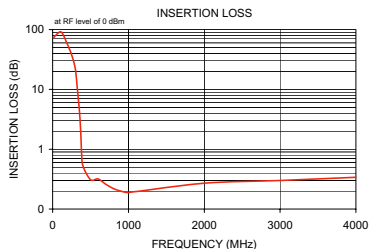


electrical schematic



Typical Performance Data

Frequency (MHz)	Insertion Loss (dB) \bar{x}	σ	Return Loss (dB)	Frequency (MHz)	Group Delay (nsec)
10.00	73.49	3.76	0.05	10.00	17.71
100.00	92.04	7.79	0.05	100.00	57.88
150.00	76.80	1.38	0.11	150.00	0.94
175.00	64.86	0.57	0.09	175.00	0.34
200.00	55.25	0.43	0.10	200.00	1.22
240.00	41.38	0.57	0.17	240.00	1.56
241.00	41.06	0.57	0.17	241.00	1.56
242.00	40.72	0.57	0.18	242.00	1.57
243.00	40.39	0.58	0.17	243.00	1.57
244.00	40.06	0.58	0.18	244.00	1.58
245.00	39.73	0.58	0.18	245.00	1.61
246.00	39.40	0.57	0.18	246.00	1.60
247.00	39.07	0.59	0.18	247.00	1.60
250.00	38.09	0.59	0.18	250.00	1.61
275.00	29.94	0.66	0.22	275.00	1.96
300.00	21.83	0.75	0.33	300.00	2.53
301.00	21.50	0.75	0.33	301.00	2.56
302.00	21.18	0.76	0.34	302.00	2.59
360.00	3.31	0.67	4.07	360.00	6.64
380.00	0.95	0.19	11.83	380.00	6.00
400.00	0.53	0.01	21.31	400.00	4.41
500.00	0.31	0.02	23.56	500.00	2.06
600.00	0.32	0.03	17.14	600.00	1.35
700.00	0.26	0.02	19.37	700.00	1.02
800.00	0.22	0.01	24.00	800.00	0.83
900.00	0.20	0.01	28.18	900.00	0.71
1000.00	0.19	0.01	29.90	1000.00	0.61
2000.00	0.27	0.02	18.44	2000.00	0.35
3000.00	0.30	0.03	17.29	3000.00	0.31
4000.00	0.34	0.01	21.10	4000.00	0.30



Mini-Circuits®
ISO 9001 ISO 14001 CERTIFIED

ALL-NEW
minicircuits.com

P.O. Box 350166, Brooklyn, New York 11235-0003 (718) 934-4500 Fax (718) 332-4661 For detailed performance specs & shopping online see Mini-Circuits web site



The Design Engineers Search Engine Provides ACTUAL Data Instantly From MINI-CIRCUITS At: www.minicircuits.com

RF/IF MICROWAVE COMPONENTS

REV. B
M108326
NHP-400
070221