

Specifications

Insulation Resistance:	1,000MΩ min. at 500V DC
Withstanding Voltage:	500V ACrms for 1 minute
Contact Resistance:	100mΩ at 1mA / 40mV max.
Voltage Rating:	5V DC
Current Rating:	0.5A
Operating Temp. Range:	-25°C to +85°C
Coplanarity:	≤ 0.1mm
Mating Cycles:	10,000 (office environment)

Part Number (Details)

FPS 009 - 2901 - 0

Series No.


Number of Contacts

Design No.

0 = Tape & Reel Packaging

Materials and Finish

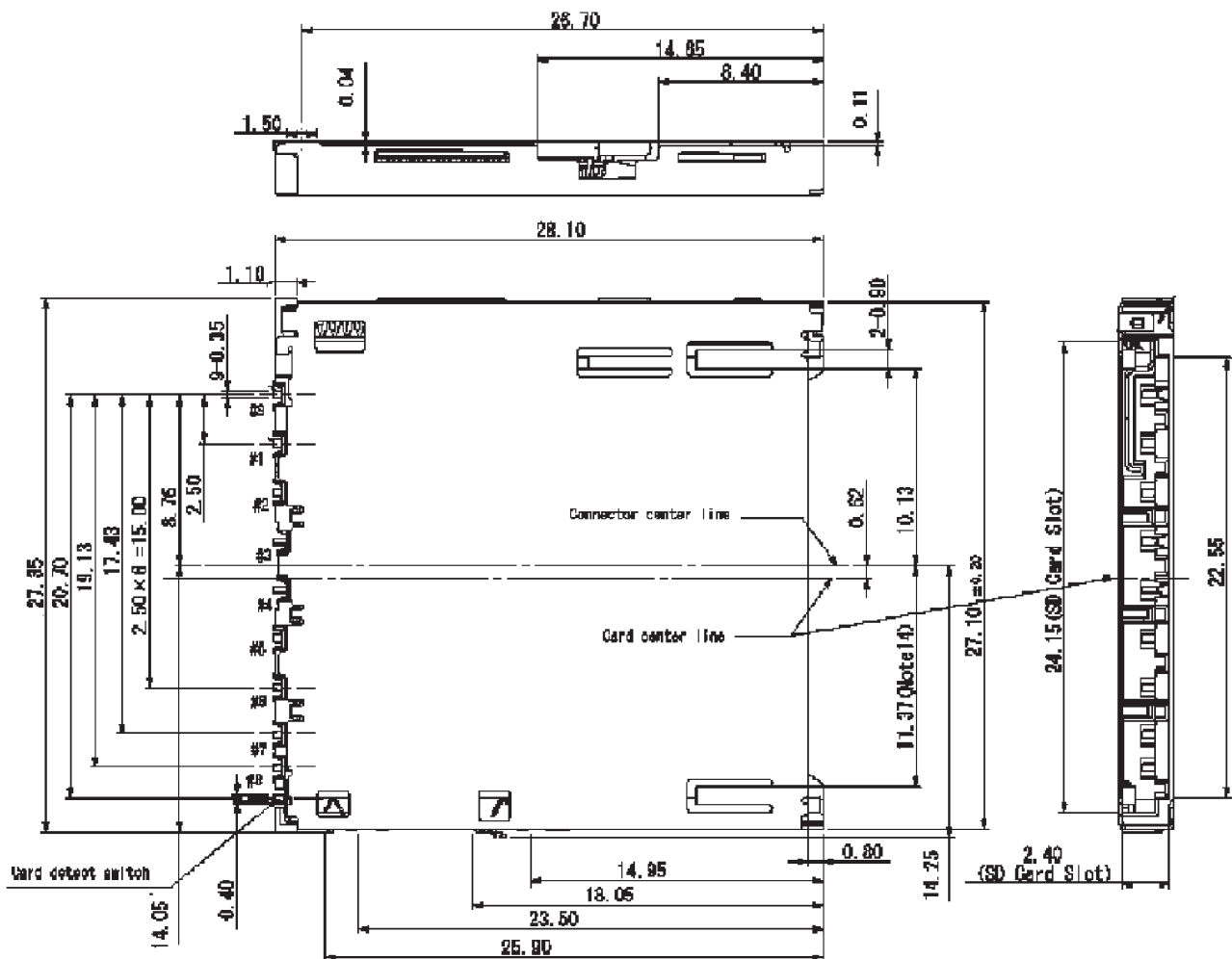
Insulator:	LCP glass filled (GF 40%)
Shielding Plate:	SUS
Contacts:	PB, t = 0.15 / Contact area = Ni-Au /



Features

- Connector for both card types (MMC and SD card)
- Smooth extraction function by Push-in/ Push-out of card
- Soft lock mechanism for SD card
- Super low profile (Ht. 2.80 x W. 28.10 x L. 27.10)
- Card detector
- Write protection switch
- Mechanism to avoid fling-off with the card
- Closed cover
- Tape & Reel packaging (500 pcs / reel)

Outline Dimensions

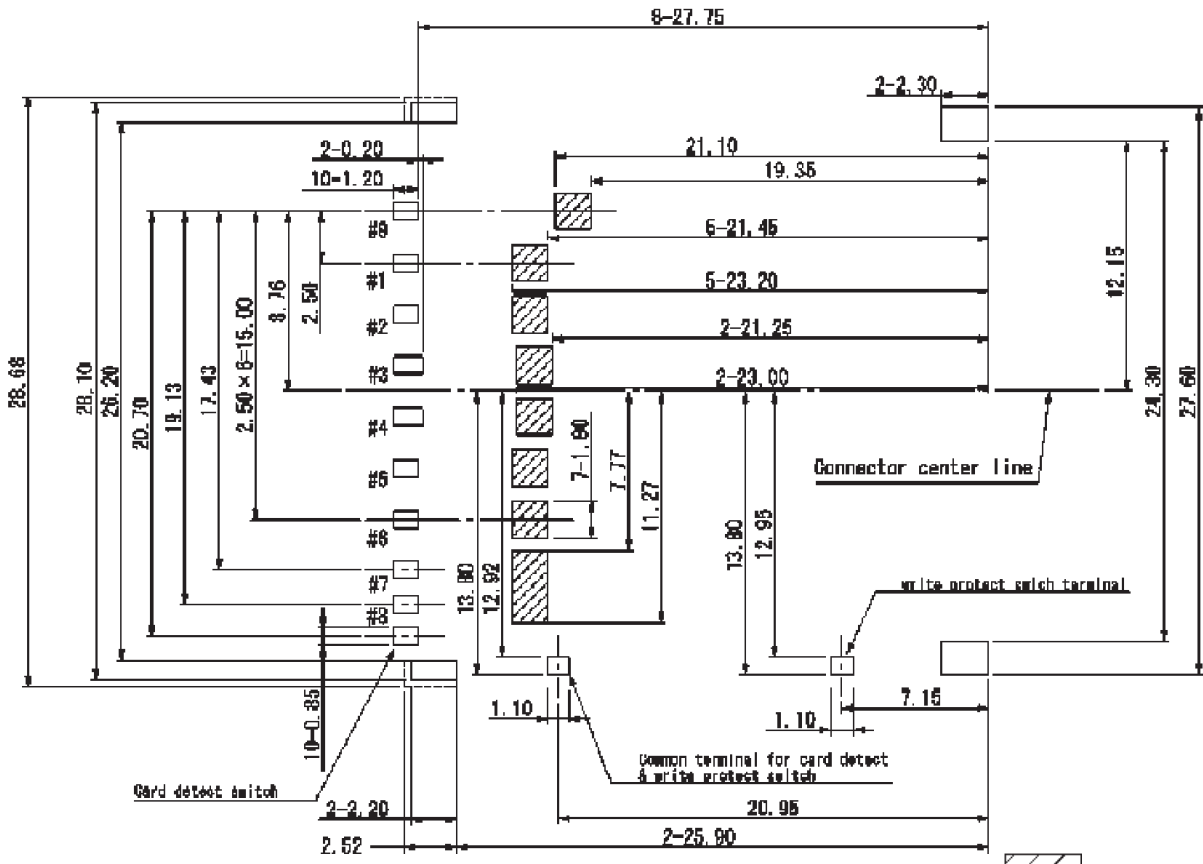


Series FPS SD Card & MMC Reader - Push/Push (Low Profile)

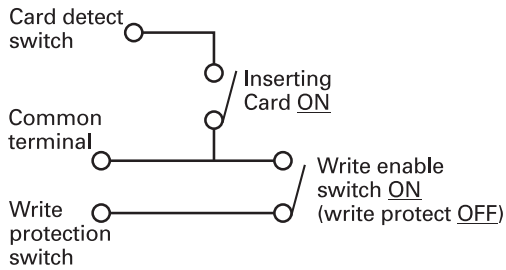
Card Connectors

Recommended PCB Layout for FPS009-2901-0

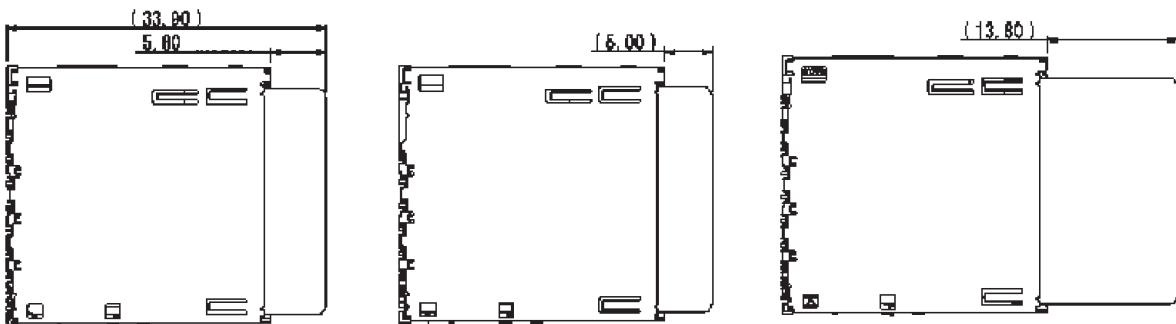
Top View



Circuit Diagram for Switch



Card Insertion Details



Card locked position

Card pushed position

Card eject position