


Features

- LO & RF 10 TO 2800 MHz
- IF 10 TO 2000 MHz
- LO DRIVE +17 dBm (NOMINAL)
- SURFACE MOUNT
- HIGH INTERCEPT +27 dBm (TYP.)
- +260°C REFLOW COMPATIBLE

Description

The CSM2-17 is a double balanced mixer, designed for use in the high volume wireless applications. The design utilizes Schottky ring quad diodes and broadband baluns to attain excellent performance.

Product Image



Ordering Information

Part Number	Package
CSM2-17	Surface Mount

Electrical Specifications: $Z_0 = 50\Omega$ $Lo = +17$ dBm (Downconverter application only)

Parameter	Test Conditions	Units	Typical	Guaranteed	
				+25°C	-40° to +85°C
SSB Conversion Loss(max)	fR = 10 to 1200 MHz, fL = 10 to 1200 MHz, fI = 10 to 1000 MHz fR = 1200 to 2800 MHz, fL = 1200 to 2800 MHz, fI = 10 to 1500 MHz	dB	7.5	8.5	9.0
			8.5	9.5	10.0
SSB Noise Figure		dB	Within 1 dB of conversion loss		
L - R Isolation (min)	fL = 10 to 1200 MHz fL = 1200 to 2800 MHz	dB	35	32	30
			30	28	26
L - I Isolation (min)	fL = 10 to 2800 MHz	dB	27	23	21
R - I Isolation (min)	fR = 10 to 2800 MHz	dB	27		
1 dB Conversion Comp.	fL = +17 dBm	dBm	+14		
Input IP3	fL = 10 to 2000 MHz, fI = 10 to 1000 MHz, fR = 10 to 2000 MHz fL = 2000 to 2800 MHz, fI = 10 to 2000 MHz, fR = 2000 to 2800 MHz	dBm	+27		
			+23		
R-Port VSWR	fR = 10 to 2800 MHz		1.9:1		
L-Port VSWR	fL = 10 to 1500 MHz fL = 1500 to 2000 MHz		2.0:1		
			2.75:1		
I-Port VSWR	fI = 10 to 1500 MHz		1.5:1		

1

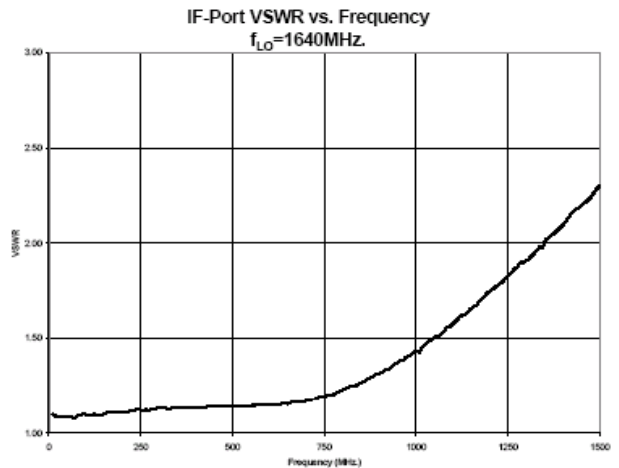
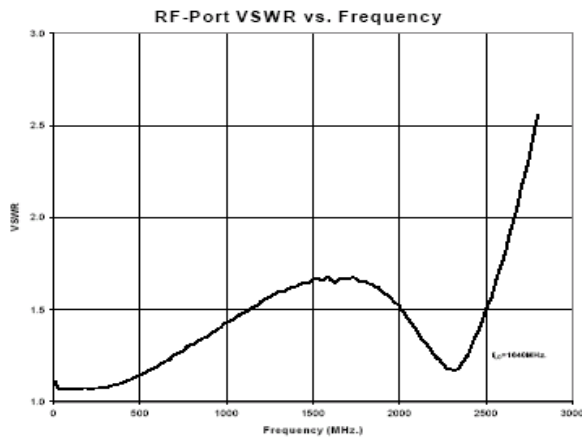
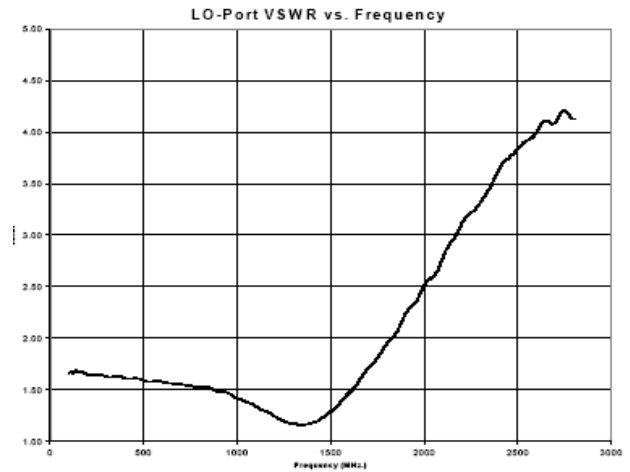
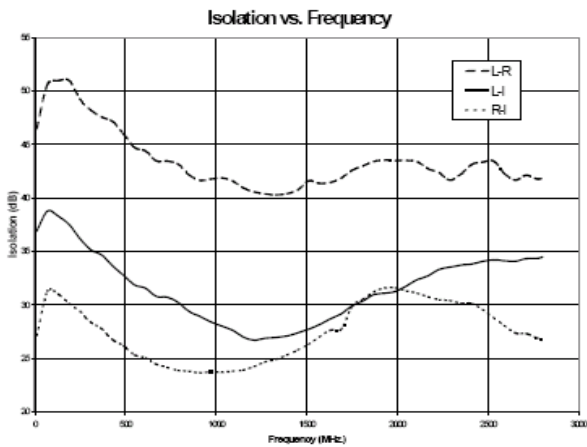
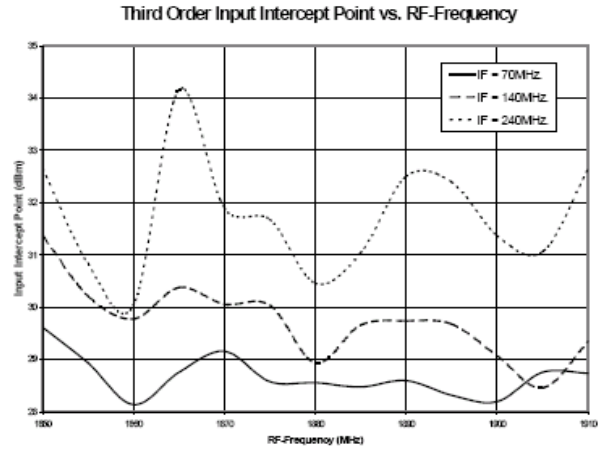
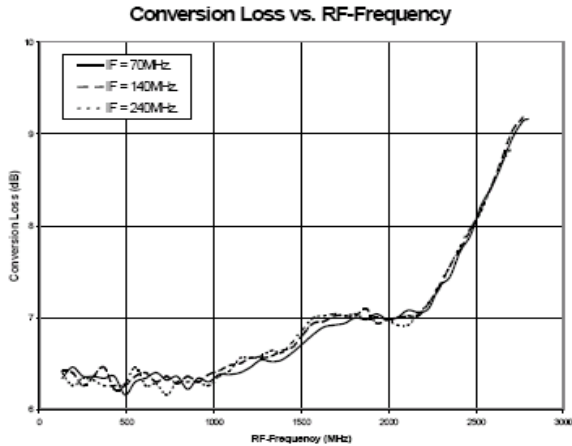
ADVANCED: Data Sheets contain information regarding a product M/A-COM Technology Solutions is considering for development. Performance is based on target specifications, simulated results, and/or prototype measurements. Commitment to develop is not guaranteed.

PRELIMINARY: Data Sheets contain information regarding a product M/A-COM Technology Solutions has under development. Performance is based on engineering tests. Specifications are typical. Mechanical outline has been fixed. Engineering samples and/or test data may be available. Commitment to produce in volume is not guaranteed.

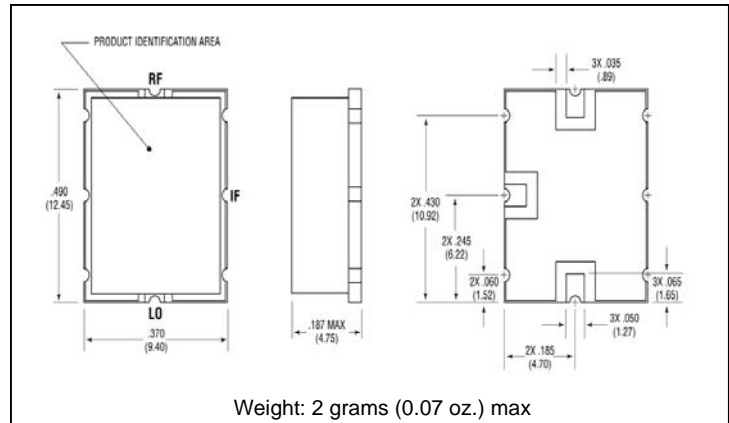
• **North America** Tel: 800.366.2266 • **Europe** Tel: +353.21.244.6400
 • **India** Tel: +91.80.4155721 • **China** Tel: +86.21.2407.1588
 Visit www.macomtech.com for additional data sheets and product information.

M/A-COM Technology Solutions Inc. and its affiliates reserve the right to make changes to the product(s) or information contained herein without notice.

Typical Performance Curves



Outline Drawing: Surface Mount *



* Dimensions are inches (millimeters) ± 0.015 (0.38) unless otherwise specified.

Absolute Maximum Ratings

Parameter	Absolute Maximum
Operating Temperature	-40°C to +85°C
Storage Temperature	-65°C to +100°C
Peak Input Power	+20 dBm max @ +25°C +17 dBm max @ +85°C
Peak Input Current	50 mA DC