



P/N 68-304538-10 68-Pin PLCC w/Die Flipped-to-68-Pin PGA for 87C196 IC and Others

FEATURES


- Correct-A-Chip™ technology solves problems associated with the use of alternative ICs (due to availability, obsolescence, need for better performance, etc.) by eliminating the need for new PCBs.

GENERAL SPECIFICATIONS

- PCB: FR-4, 0.062 [1.56] or 0.094 [2.39] thick
- MALE PIN: Brass 360 1/2-hard per UNS C36000, ASTM B16/B16M
- MALE PIN PLATING: 200μ [5.08μ] Sn/Pb 93/7 per ASTM B579-73 over 100μ [2.54μ] Ni per SAE AMS-QQ-N-290

MOUNTING CONSIDERATIONS

- SUGGESTED PCB HOLE SIZE: 0.028 ±0.002 [0.71 ±0.05] dia.



CUSTOMIZATION: In addition to the standard products shown on this page, Aries specializes in custom design and production. Special materials, platings, sizes, and configurations can be furnished, depending on the quantity. **NOTE:** Aries reserves the right to change product general specifications without notice.

ALL DIMENSIONS: INCHES [MILLIMETERS]

ALL TOLERANCES: ±0.005 [0.13] UNLESS OTHERWISE SPECIFIED

CONSULT FACTORY FOR OTHER SIZES AND CONFIGURATIONS

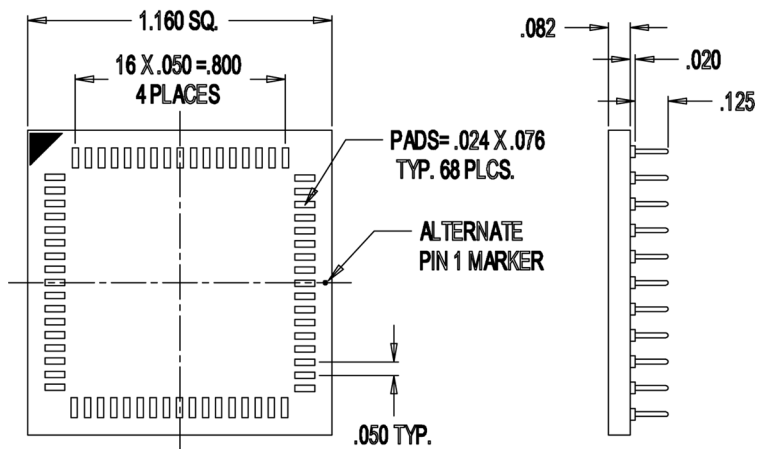
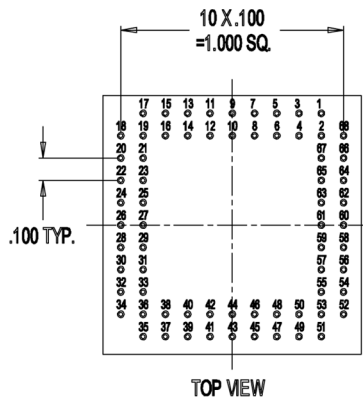
ORDERING INFORMATION

68-304538-10-P

Optional Panelized Form

Top PLCC	Bottom PGA
1	9
2	8
3	7
4	6
5	5
6	4
7	3
8	2
9	1
10	68
11	67
12	66
13	65
14	64
15	63
16	62
17	61
18	60
19	59
20	58
21	57
22	56
23	55
24	54
25	53
26	52
27	51
28	50
29	49
30	48
31	47
32	46
33	45
34	44

Top PLCC	Bottom PGA
35	43
36	42
37	41
38	40
39	39
40	38
41	37
42	36
43	35
44	34
45	33
46	32
47	31
48	30
49	29
50	28
51	27
52	26
53	25
54	24
55	23
56	22
57	21
58	20
59	19
60	18
61	17
62	16
63	15
64	14
65	13
66	12
67	11
68	10



Bristol, PA 19007-6810 USA
 TEL (215) 781-9956 • FAX (215) 781-9845
 WWW.ARIESELEC.COM • INFO@ARIESELEC.COM

