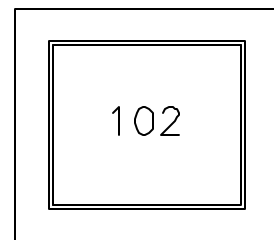
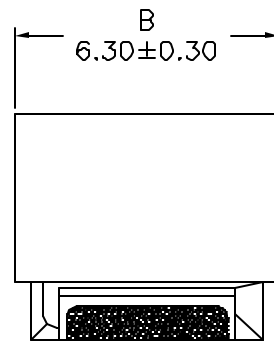
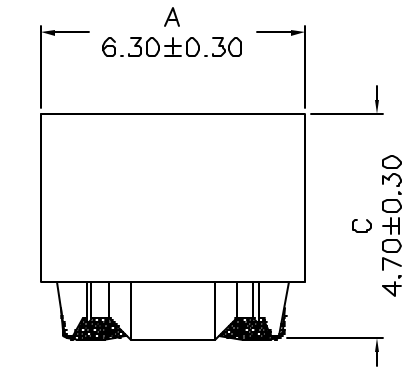
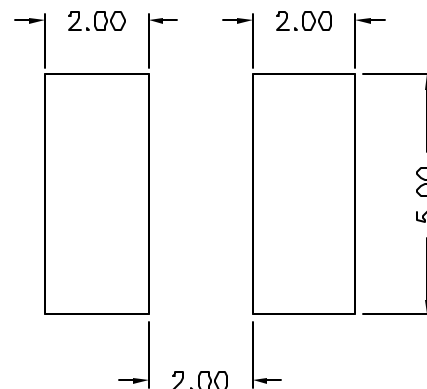
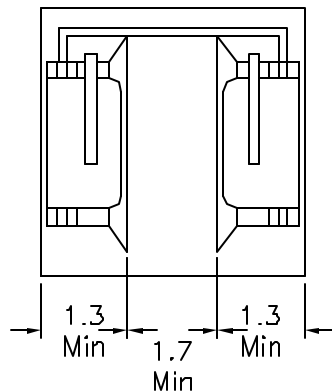


1. Mechanical Dimensions:



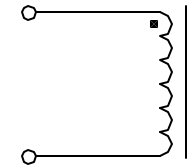
Marking on top view



Suggested Pad Layout

DOC REV: A/1

2. Schematic:



3. Electrical Specifications:

OCL: $1000\mu\text{H} \pm 20\%$ @10KHz 0.11V, 160mA

DCR: 4.9 Ohms $\pm 40\%$

SRF: 1.7MHz Min

Notes:

1. Solderability: Leads shall meet MIL-STD-202, Method 208D for solderability.
2. Flammability: UL94V-0
3. ASTM oxygen index: $> 28\%$
4. Insulation System: Class F 155°C. UL file E15155B
5. Operating Temperature Range: All listed parameters are to be within tolerance from -40°C to $+85^\circ\text{C}$
6. Storage Temperature Range: -55°C to $+125^\circ\text{C}$
7. Aqueous wash compatible
8. SMD Lead Coplanarity: $\pm 0.004^*(0.102\text{mm})$
9. Moisture Sensitivity: Level 2
10. Electrical and mechanical specifications 100% tested
11. RoHS Compliant Component

XFMRs Inc www.XFMRs.com	Title: INDUCTOR		
UNLESS OTHERWISE SPECIFIED TOLERANCES: .xx ± 0.25 . Dimensions in MM	P/N: XFWIC575047SH-102M	REV. A	
	DWN.	Juan Mao	Oct-18-04
Scale 2.5:1 SHT 1 OF 1	CHK.	YK Liao	Oct-18-04
	APP.	J Ng	Oct-18-04