

PLASTIC SILICON RECTIFIER

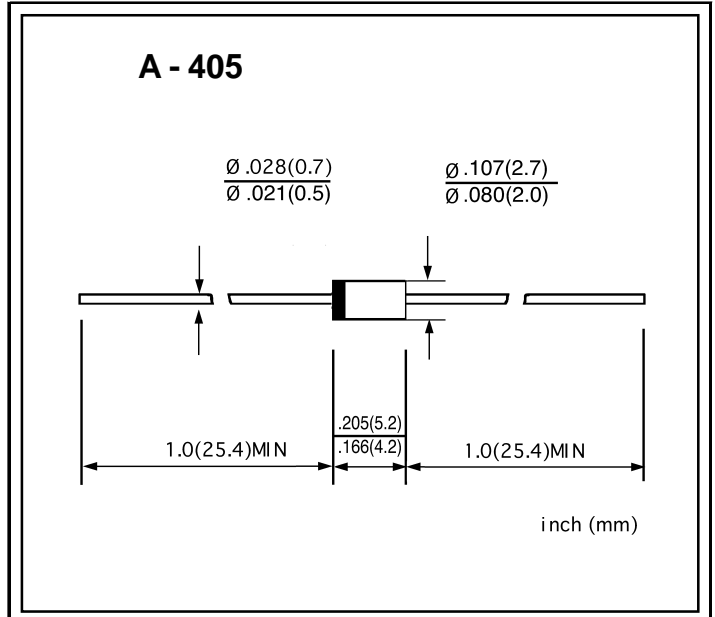
VOLTAGE RANGE: 50 --- 1000 V
CURRENT: 1.0 A

FEATURES

- ◇ Low cost
- ◇ Diffused junction
- ◇ Low leakage
- ◇ High forward voltage drop
- ◇ High current capability
- ◇ Easily cleaned with Freon, Alcohol, Isopropanol and similar solvents
- ◇ The plastic material carries U/L recognition 94V-0

MECHANICAL DATA

- ◇ Case: JEDEC A - 405, molded plastic
- ◇ Terminals: Axial lead, solderable per MIL- STD-202, Method 208
- ◇ Polarity: Color band denotes cathode end
- ◇ Weight: 0.008 ounces, 0.23 grams
- ◇ Mounting position: Any



MAXIMUM RATINGS AND ELECTRICAL CHARACTERISTICS

Ratings at 25°C ambient temperature unless otherwise specified.

Single phase, half wave, 60 Hz, resistive or inductive load. For capacitive load, derate by 20%.

		RL 101	RL 102	RL 103	RL 104	RL 105	RL 106	RL 107	UNITS
Maximum recurrent peak reverse voltage	V_{RRM}	50	100	200	400	600	800	1000	V
Maximum RMS voltage	V_{RMS}	35	70	140	280	420	560	700	V
Maximum DC blocking voltage	V_{DC}	50	100	200	400	600	800	1000	V
Maximum average forward rectified current 9.5mm lead length, @ $T_A=75^\circ C$	$I_{F(AV)}$	1.0							A
Peak forward surge current 8.3ms single half-sine-wave superimposed on rated load @ $T_A=125^\circ C$	I_{FSM}	30.0							A
Maximum instantaneous forward voltage @ 1.0 A	V_F	1.0							V
Maximum reverse current @ $T_A=25^\circ C$ at rated DC blocking voltage @ $T_A=100^\circ C$	I_R	5.0 50.0							μA
Typical junction capacitance (Note1)	C_J	15							pF
Typical thermal resistance (Note2)	$R_{\theta JA}$	50							$^\circ C/W$
Operating junction temperature range	T_J	-55----+150							$^\circ C$
Storage temperature range	T_{STG}	-55----+150							$^\circ C$

NOTE: 1. Measured at 1.0MHz and applied reverse voltage of 4.0V DC.
2. Thermal resistance from junction to ambient.

www.galaxycn.com

FIG.1 – FORWARD DERATING CURVE

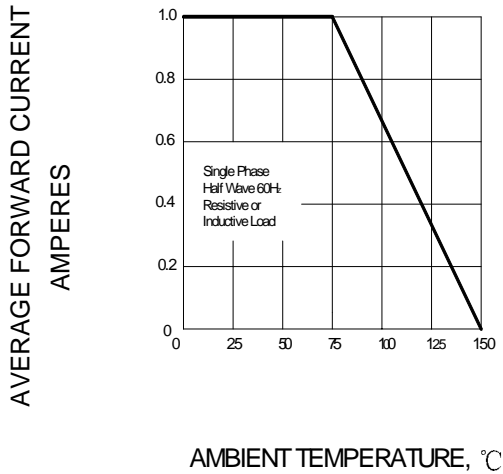


FIG.2 – TYPICAL FORWARD CHARACTERISTIC

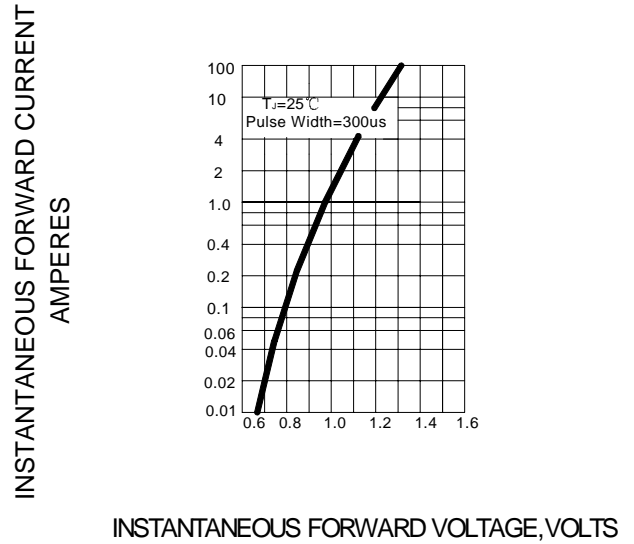


FIG.3 – PEAK FORWARD SURGE CURRENT

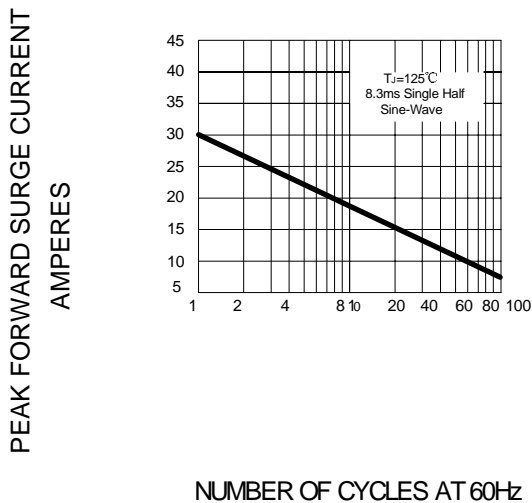


FIG.4 – TYPICAL JUNCTION CAPACITANCE

