

Metal Oxide Resistors, Special Purpose High Power, Ultra High Value



FEATURES

- Wattages to 400 watt at + 25°C
- Derated to 0 at + 230°C
- Voltage testing to 100KV
- Tolerances: ± 1%, ± 2%, ± 5%, ± 10%
- Two terminal styles, Style 3 - Tab Terminal and Style 4 - Ferrule Terminal
- ± 200ppm/°C and ± 100ppm/°C available, measured between + 25°C and + 125°C
- Coating: Blue flameproof

STANDARD ELECTRICAL SPECIFICATIONS				
GLOBAL MODEL	HISTORICAL MODEL	POWER RATING $P_{25^{\circ}\text{C}}$ W	VOLTAGE RATING	RESISTANCE RANGE Ω
RJU040	RJU-40	40	25KV	1K0 - 1G0
RJU050	RJU-50	50	33KV	1K0 - 1G0
RJU070	RJU-70	70	40KV	1K0 - 1G0
RJU095	RJU-95	95	35KV	1K0 - 1G0
RJU095..1	RJU-95-1	95	35KV	1K0 - 1G0
RJU140	RJU-140	140	65KV	1K0 - 1G0
RJU140..1	RJU-140-1	140	65KV	1K0 - 1G0
RJU275	RJU-275	275	90KV	100K - 1G0
RJU275..1	RJU-275-1	275	90KV	100K - 1G0
RJU150	RJU-150	150	40KV	100K - 1G0
RJU150..1	RJU-150-1	150	40KV	100K - 1G0
RJU400	RJU-400	400	125KV	100K - 1G0
RJU400..1	RJU-400-1	400	125KV	100K - 1G0

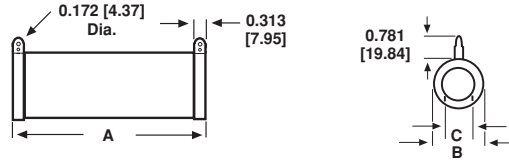
Note: All resistance values are calibrated at 100 VDC. Calibration at other voltages upon request.

MARKING	
	— DALE — Model — Value — Tolerance — Date code

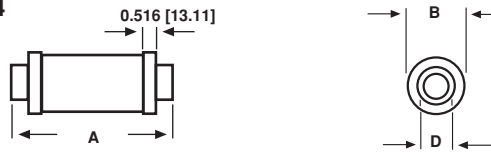
GLOBAL PART NUMBER INFORMATION					
New Global Part Numbering: RJU0952M50KKF071 (preferred part numbering format)					
R	J	U	0	9	5
2	M	5	0	K	K
F	0	7	1		
GLOBAL MODEL <small>(see Standard Electrical Specification Table)</small>	RESISTANCE VALUE K = Thousand M = Million G = Billion 1K00 = 1.0K Ω 10M0 = 10M Ω 1G00 = 1.0G Ω	TOLERANCE CODE F = ± 1% G = ± 2% J = ± 5% K = ± 10%	TEMP. COEFFICIENT K = 100ppm N = 200ppm	PACKAGING E07 = Leadfree, Foam F07 = Tin/Lead, Foam	SPECIAL Blank = Standard (Dash Number) (up to 3 digits) From 1-999 as applicable 1 = Ferrule Terminal
Historical Part Number: RJU-95-12M50KK (will continue to be accepted)					
RJU-95-1	2M50	K	K	F07	
HISTORICAL MODEL	RESISTANCE VALUE	TOLERANCE CODE	TEMP. COEFFICIENT	PACKAGING	

DIMENSIONS in inches [millimeters]

Style 3

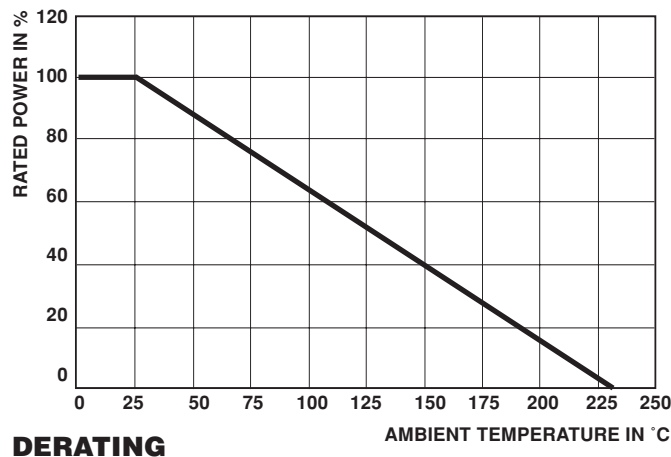


Style 4



GLOBAL MODEL	STYLE	A	B*	C	D
RJU040	3	4.500 [114.30]	0.750 [19.05]	0.500 [12.70]	N/A
RJU050	3	6.000 [152.40]	0.750 [19.05]	0.500 [12.70]	N/A
RJU070	3	8.000 [203.20]	0.750 [19.05]	0.500 [12.70]	N/A
RJU095	3	6.500 [165.10]	1.130 [28.70]	0.750 [19.05]	N/A
RJU095..1	4	7.690 [195.33]	1.130 [28.70]	N/A	0.812 [20.62]
RJU140	3	10.500 [266.70]	1.130 [28.70]	0.750 [19.05]	N/A
RJU140..1	4	11.690 [296.93]	1.130 [28.70]	N/A	0.812 [20.62]
RJU275	3	14.500 [368.30]	1.500 [38.10]	1.130 [28.70]	N/A
RJU275..1	4	15.690 [398.53]	1.500 [38.10]	N/A	1.140 [28.96]
RJU150	3	6.500 [165.10]	2.000 [50.80]	1.560 [39.62]	N/A
RJU150..1	4	7.690 [195.33]	2.000 [50.80]	N/A	1.140 [28.96]
RJU400	3	18.500 [469.90]	2.000 [50.80]	1.560 [39.62]	N/A
RJU400..1	4	19.690 [500.13]	2.000 [50.80]	N/A	1.140 [28.96]

* Dimensional tolerances are ± 0.016 [0.406mm] or $\pm 1\%$, whichever is greater.





Disclaimer

All product specifications and data are subject to change without notice.

Vishay Intertechnology, Inc., its affiliates, agents, and employees, and all persons acting on its or their behalf (collectively, "Vishay"), disclaim any and all liability for any errors, inaccuracies or incompleteness contained herein or in any other disclosure relating to any product.

Vishay disclaims any and all liability arising out of the use or application of any product described herein or of any information provided herein to the maximum extent permitted by law. The product specifications do not expand or otherwise modify Vishay's terms and conditions of purchase, including but not limited to the warranty expressed therein, which apply to these products.

No license, express or implied, by estoppel or otherwise, to any intellectual property rights is granted by this document or by any conduct of Vishay.

The products shown herein are not designed for use in medical, life-saving, or life-sustaining applications unless otherwise expressly indicated. Customers using or selling Vishay products not expressly indicated for use in such applications do so entirely at their own risk and agree to fully indemnify Vishay for any damages arising or resulting from such use or sale. Please contact authorized Vishay personnel to obtain written terms and conditions regarding products designed for such applications.

Product names and markings noted herein may be trademarks of their respective owners.