



CHENMKO ENTERPRISE CO.,LTD

CH661H-20PT

SURFACE MOUNT

SCHOTTKY BARRIER DIODE

VOLTAGE 15 Volts CURRENT 0.1 Ampere

Lead free devices

APPLICATION

* Low voltage high speed switching application

FEATURE

- * Small surface mounting type. (SC-88/SOT-363)
- * Low VF and low IR
- * Three diodes in parallel installation
- * Power dissipation is 200mW
- * Maximum peak forward current is 200mA

CONSTRUCTION

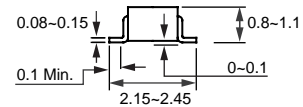
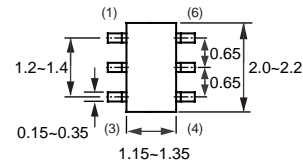
* Silicon epitaxial planar

MARKING

* JB



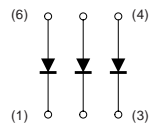
SC-88/SOT-363



Dimensions in millimeters

SC-88/SOT-363

CIRCUIT



MAXIMUM RATINGS (At TA = 25°C unless otherwise noted)

RATINGS	SYMBOL	CH661H-20PT	UNITS
Maximum Recurrent Peak Reverse Voltage	VRRM	15	Volts
Maximum RMS Voltage	VRMS	10	Volts
Maximum DC Blocking Voltage	VDC	15	Volts
Maximum Average Forward Rectified Current	IO	0.1	Amps
Peak Forward Surge Current at 8.3 mSec single half sine-wave	IFSM	1.0	Amps
Typical Junction Capacitance between Terminal (Note 1)	CJ	40	pF
Operating Temperature Range	TJ	-40 to +100	°C
Storage Temperature Range	TSTG	-55 to +125	°C

ELECTRICAL CHARACTERISTICS (At TA = 25°C unless otherwise noted)

CHARACTERISTICS	SYMBOL	CH661H-20PT			UNITS
		MIN.	TYP.	MAX.	
Maximum Instantaneous Forward Voltage at IF= 1mA IF= 5mA IF= 100mA	VF	-	0.18	-	Volts
		-	0.23	0.30	
		-	0.35	0.50	
Maximum Average Reverse Current at VR= 10V	IR	-	-	20	uAmps

NOTES : 1. Measured at 1.0 MHz and applied reverse voltage of 0 volts.
2. ESD sensitive product handling required.

2002-6

RATING CHARACTERISTIC CURVES (CH661H-20PT)

FIG. 1 FORWARD CHARACTERISTICS

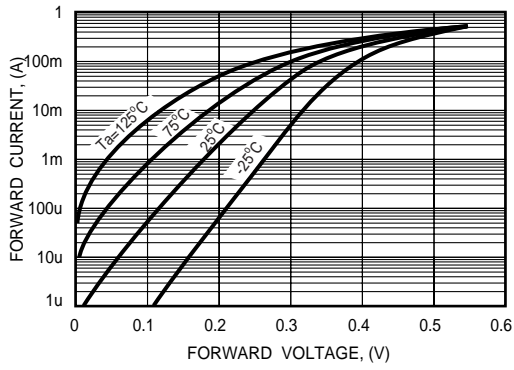


FIG. 2 - REVERSE CHARACTERISTICS

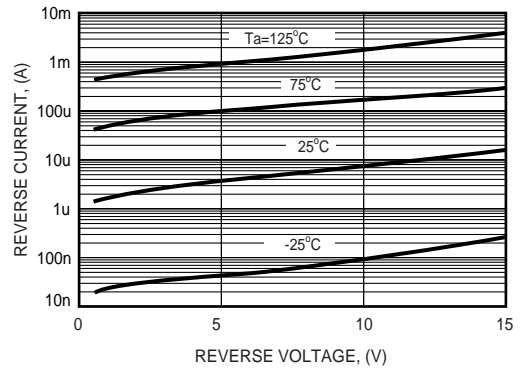


FIG. 3 - TYPICAL JUNCTION CAPACITANCE

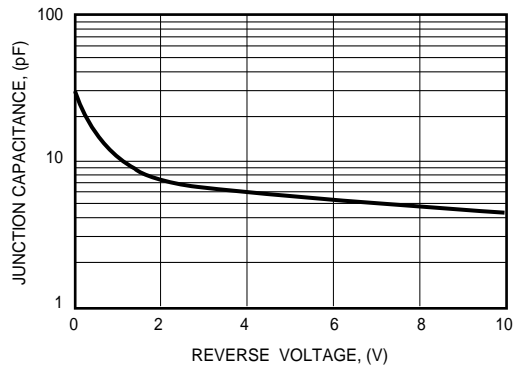


FIG. 4 - TYPICAL FORWARD CURRENT DERATING CURVE

