

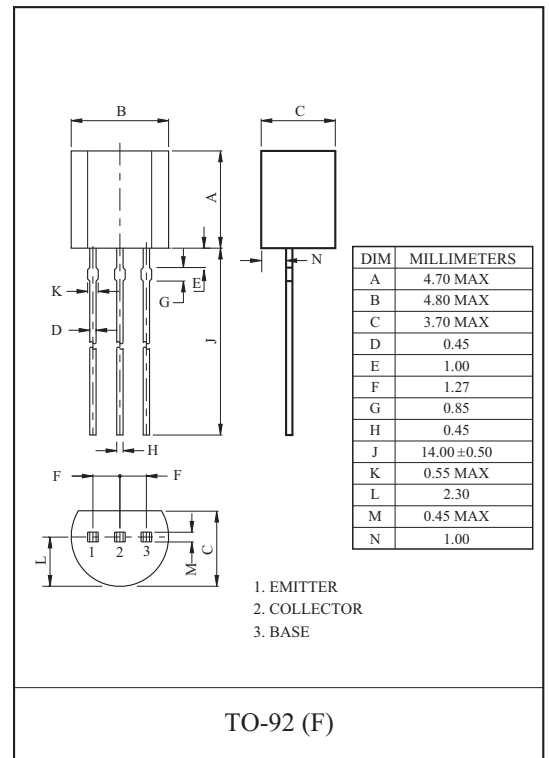
HIGH CURRENT APPLICATION.

FEATURES

- Complementary to KTA1271A

MAXIMUM RATING (Ta=25)

CHARACTERISTIC	SYMBOL	RATING	UNIT
Collector-Base Voltage	V_{CBO}	35	V
Collector-Emitter Voltage	V_{CEO}	30	V
Emitter-Base Voltage	V_{EBO}	5	V
Collector Current	I_C	800	mA
Emitter Current	I_E	-800	mA
Collector Power Dissipation	P_C	400	mW
Junction Temperature	T_j	150	
Operating Temperature	T_{opr}	-40 85	
Storage Temperature Range	T_{stg}	-55 150	



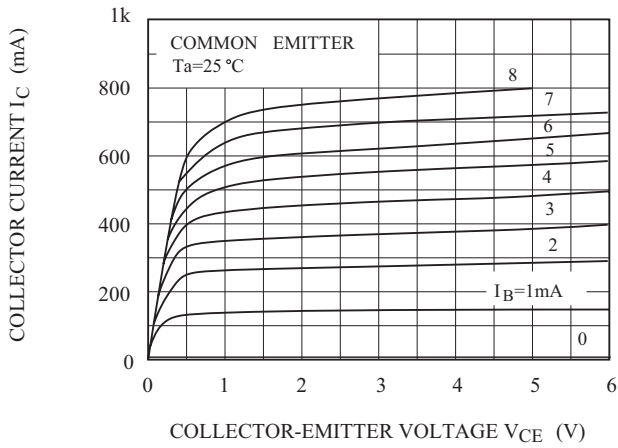
ELECTRICAL CHARACTERISTICS (Ta=25)

CHARACTERISTIC	SYMBOL	TEST CONDITION	MIN.	TYP.	MAX.	UNIT
Collector Cut-off Current	I_{CBO}	$V_{CB}=35V, I_E=0$	-	-	100	nA
Emitter Cut-off Current	I_{EBO}	$V_{EB}=5V, I_C=0$	-	-	100	nA
Collector-Emitter Breakdown Voltage	$V_{(BR)CEO}$	$I_C=10mA, I_B=0$	30	-	-	V
DC Current Gain	$h_{FE(1)}$ (Note)	$V_{CE}=1V, I_C=100mA$	100	-	320	
	$h_{FE(2)}$	$V_{CE}=1V, I_C=700mA$	35	-	-	
Collector-Emitter Saturation Voltage	$V_{CE(sat)}$	$I_C=500mA, I_B=20mA$	-	-	0.5	V
Base-Emitter Voltage	V_{BE}	$V_{CE}=1V, I_C=10mA$	0.5	-	0.8	V
Transition Frequency	f_T	$V_{CE}=5V, I_C=10mA$	-	120	-	MHz
Collector Output Capacitance	C_{ob}	$V_{CB}=10V, I_E=0, f=1MHz$	-	19	-	pF

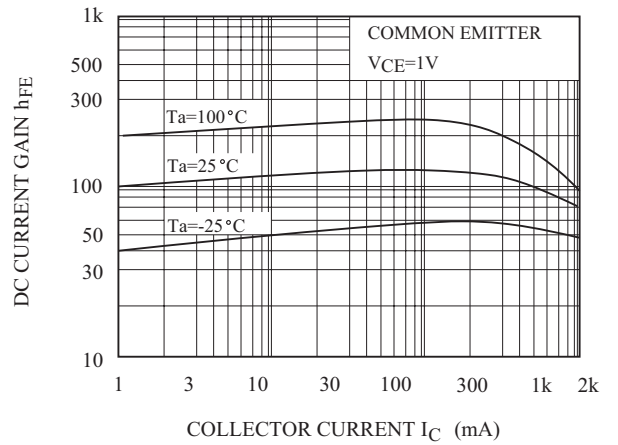
Note : $h_{FE(1)}$ Classification 0:100 200, Y:160 320

KTC3203A

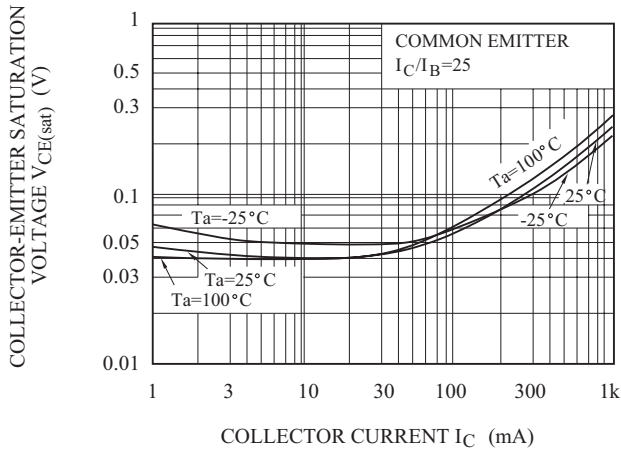
$I_C - V_{CE}$



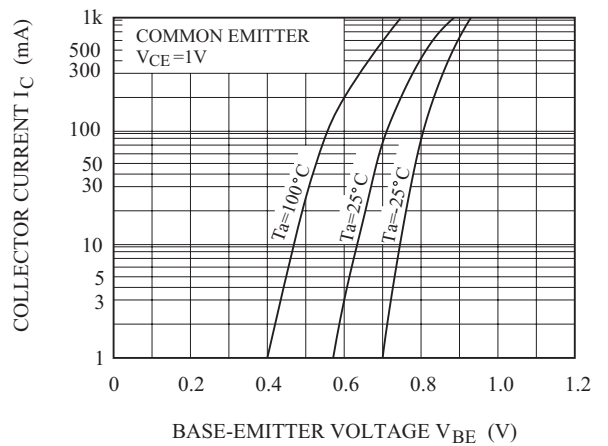
$h_{FE} - I_C$



$V_{CE(sat)} - I_C$



$I_C - V_{BE}$



$P_C - T_a$

