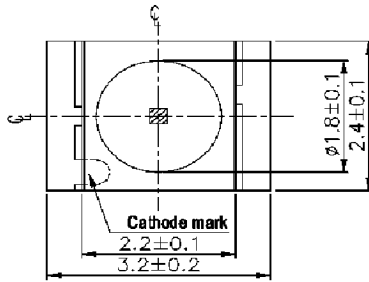


# JRC0428

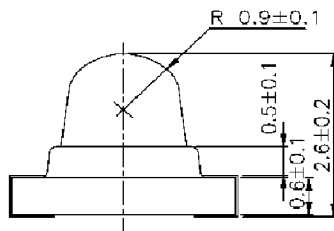
Page 1 of 2



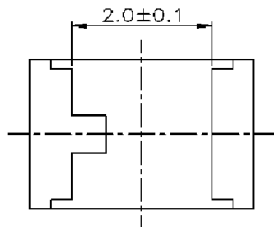
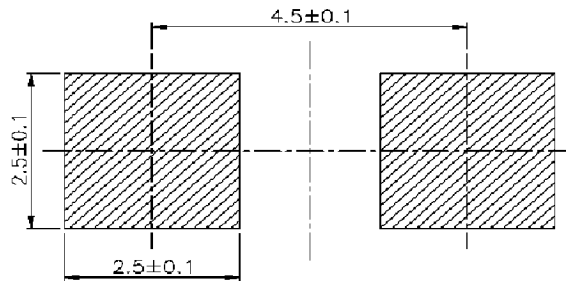
These lamps are miniature lens type designed for surface mounting. The high intensity is achieved by molding a focusing lens onto the substrate. These lamps measure approximately 2.4 x 3.2 mm.



RoHS Compliant  
Aug 2004



For reflow soldering (propose)



PART NO.	Chip		Lens Color
	Material	Emitted Color	
JRC0428	AlGaInP	Hyper Red	Water Clear

\* Specifications subject to change without notice. Dimensions are in mm±0.1 unless stated otherwise.

**Absolute Maximum Ratings at  $T_a = 25\text{ }^\circ\text{C}$**

Parameter	Symbol	Rating	Units
Forward Current	$I_F$	30	mA
Operating Temperature	$T_{opr}$	-40 to +85	$^\circ\text{C}$
Storage Temperature	$T_{stg}$	-40 to +90	$^\circ\text{C}$
Soldering Temperature	$T_{sol}$	260 (for 5 seconds)	$^\circ\text{C}$
Power Dissipation	$P_d$	60	mW
Peak Forward Current (Duty 1/10 @ 1KHz)	$I_F$ (Peak)	160	mA
Reverse Voltage	$V_R$	5	V

**Electronic Optical Characteristics**

Parameter	Symbol	Min.	Typ.	Max.	Units	Condition	
Luminous Intensity	$I_V$	JRC0428	99	240	—	mcd	$I_F = 20\text{ mA}$
		JRC0428-3	230	345			
		JRC0428-5	381	585			
		JRC0428-6	460	707			
Viewing Angle	$2\theta_{1/2}$	—	30	—	deg	$I_F = 20\text{ mA}$	
Peak Wavelength	$\lambda_p$	—	632	—	nm	$I_F = 20\text{ mA}$	
Dominant Wavelength	$\lambda_d$	—	624	—	nm	$I_F = 20\text{ mA}$	
Spectrum Radiation Bandwidth	$\Delta\lambda$	—	20	—	nm	$I_F = 20\text{ mA}$	
Forward Voltage	$V_F$	—	2.0	2.4	V	$I_F = 20\text{ mA}$	
Reverse Current	$I_R$	—	—	10	$\mu\text{A}$	$V_R = 5\text{ V}$	

\* Specifications subject to change without notice. Dimensions are in mm±0.1 unless stated otherwise.