

FOX 3.0V ULTRA MINIATURE SMD TCXO/VCTCXO MODEL: FOX914 SERIES



FEATURES

- 3.0V Operation
- 1.5mm Height Max
- Clipped Sine Output
- Low Cost
- Tape and Reel (2,000 pcs. STD)

OPTIONS

- Voltage Control (FOX914E)
- Voltages of 2.8V ~ 3.3V



Quote it!

• PART NUMBER SELECTION [Learn More](#) - Internet Required

Part Number	Model Number	Frequency Stability	Operating Temperature (°C)	Frequency Range (MHz) ¹
490-Frequency-xxxxx	FOX914B	See table	-20 ~ +75	8.000 ~ 35.000
491-Frequency-xxxxx	FOX914E	See table	-20 ~ +75	8.000 ~ 35.000

Learn more about:
[Part Marking Identification](#)
[Tape and Reel Specification](#)

Internet required

• ELECTRICAL CHARACTERISTICS

PARAMETERS	MAX (unless otherwise noted)
Frequency Range (Fo)	8.000 ~ 35.000 MHz ¹
Temperature Range	
Operating (TOPR) ³	-20°C ~ +75°C
Storage (TSTG)	-40°C ~ +85°C
Supply Voltage (VDD) ⁴	3.0V ± 5%
Input Current (IDD)	2.0mA
Initial Frequency Tolerance (@ 25°C ± 2°C) (Vc = 1.5V ²)	±1.0PPM
Frequency Stability	
Over Temperature Range ³	±2.5PPM
Over Supply Voltage Change (3.0V ± 5%)	±0.2PPM
Over Load Change (10kΩ ± 10% // 10pF ±10%)	±0.2PPM
Output Waveform (Clipped Sine)	
Peak-to-Peak Level (Vp-p)	0.8V Min
Output Load	10kΩ // 10pF
Aging per year	±1.0PPM
Pullability ² (Vc = 1.5 ± 1.0V)	±5.0 ~ ±15.0 PPM

¹ Undeveloped frequencies available on an inquiry basis.

² For proper operation, a control voltage (Vc) must be applied to pin 1 on VCTCXOs.

³ Other stabilities/temperature ranges available.

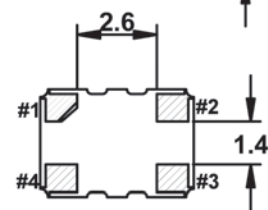
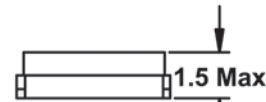
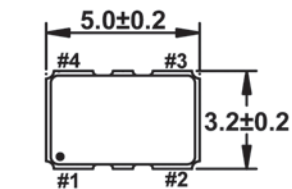
⁴ Other voltages available.

RoHS Compliance Status: Compliant

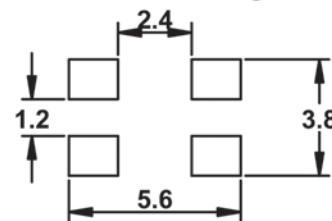
All specifications subject to change without notice. Rev. 11/11/04

• DEVELOPED FREQUENCIES¹

12.600 MHz	19.200 MHz
12.800 MHz	19.440 MHz
13.000 MHz	19.680 MHz
13.824 MHz	19.800 MHz
14.400 MHz	20.000 MHz
14.850 MHz	26.000 MHz
16.800 MHz	



Recommended Solder Pad Layout



Pin Connections

FOX914B		FOX914E	
#1 GND	#3 Output	#1 Vc ³	#3 Output
#2 GND	#4 VDD	#2 GND	#4 VDD

All dimensions are in millimeters.