
















RFE Part Number	Peak Repetitive Reverse Voltage	Max Avg Rectified Current	Max. Peak Fwd Surge Current	Forward Voltage Drop		Max Reverse Current	Package	Outline (Typical Size in inches)
	VRRM	I _o	I _{FSM}	V _{F@I_F}		I _{R@V_R}		
	V	A	A	V	A	μA		
3.0 AMP Single-Phase Bridge Rectifiers								
BR305	50	3.0	50	1.1	1.5	10	BR3	 BR3
BR31	100	3.0	50	1.1	1.5	10		
BR32	200	3.0	50	1.1	1.5	10		
BR34	400	3.0	50	1.1	1.5	10		
BR36	600	3.0	50	1.1	1.5	10		
BR38	800	3.0	50	1.1	1.5	10		
BR310	1000	3.0	50	1.1	1.5	10		
4.0 AMP Single-Phase Bridge Rectifiers								
KBL4005	50	4.0	200	1.0	4.0	10	KBL	 KBL
KBL401	100	4.0	200	1.0	4.0	10		
KBL402	200	4.0	200	1.0	4.0	10		
KBL404	400	4.0	200	1.0	4.0	10		
KBL406	600	4.0	200	1.0	4.0	10		
KBL408	800	4.0	200	1.0	4.0	10		
KBL410	1000	4.0	200	1.0	4.0	10		
4.0 AMP Single-Phase Bridge Rectifiers								
KBU4A	50	4.0	200	1.0	4.0	10	KBU	 KBU
KBU4B	100	4.0	200	1.0	4.0	10		
KBU4D	200	4.0	200	1.0	4.0	10		
KBU4G	400	4.0	200	1.0	4.0	10		
KBU4J	600	4.0	200	1.0	4.0	10		
KBU4K	800	4.0	200	1.0	4.0	10		
KBU4M	1000	4.0	200	1.0	4.0	10		
4.0 AMP Single-Phase Bridge Rectifiers								
GBU4005	50	4.0	150	1.0	2.0	10	GBU	 GBU
GBU401	100	4.0	150	1.0	2.0	10		
GBU402	200	4.0	150	1.0	2.0	10		
GBU404	400	4.0	150	1.0	2.0	10		
GBU406	600	4.0	150	1.0	2.0	10		
GBU408	800	4.0	150	1.0	2.0	10		
GBU410	1000	4.0	150	1.0	2.0	10		
4.0 AMP Single-Phase Bridge Rectifiers								
GBJ4005	50	4.0	150	1.0	2.0	10	GBJ	 GBJ
GBJ401	100	4.0	150	1.0	2.0	10		
GBJ402	200	4.0	150	1.0	2.0	10		
GBJ404	400	4.0	150	1.0	2.0	10		
GBJ406	600	4.0	150	1.0	2.0	10		
GBJ408	800	4.0	150	1.0	2.0	10		
GBJ410	1000	4.0	150	1.0	2.0	10		
6.0 AMP Single-Phase Bridge Rectifiers								
KBL6005	50	6.0	200	1.1	6.0	10	KBL	 KBL
KBL601	100	6.0	200	1.1	6.0	10		
KBL602	200	6.0	200	1.1	6.0	10		
KBL604	400	6.0	200	1.1	6.0	10		
KBL606	600	6.0	200	1.1	6.0	10		
KBL608	800	6.0	200	1.1	6.0	10		
KBL610	1000	6.0	200	1.1	6.0	10		
6.0 AMP Single-Phase Bridge Rectifiers								
KBU6005	50	6.0	250	1.1	6.0	10	KBU	 KBU
KBU601	100	6.0	250	1.1	6.0	10		
KBU602	200	6.0	250	1.1	6.0	10		
KBU604	400	6.0	250	1.1	6.0	10		
KBU606	600	6.0	250	1.1	6.0	10		
KBU608	800	6.0	250	1.1	6.0	10		
KBU610	1000	6.0	250	1.1	6.0	10		

RFE Part Number	Peak Repetitive Reverse Voltage	Max Avg Rectified Current	Max. Peak Fwd Surge Current	Forward Voltage Drop		Max Reverse Current	Package	Outline (Typical Size in inches)
	V _{RRM}	I _o	I _{FSM}	V _{F@I_F}		I _{R@VR}		
	V	A	A	V	A	μA		
6.0 AMP Single-Phase Bridge Rectifiers (Cont'd)								
GBU6005	50	6.0	175	1.1	3.0	10	GBU	 GBU
GBU601	100	6.0	175	1.1	3.0	10		
GBU602	200	6.0	175	1.1	3.0	10		
GBU604	400	6.0	175	1.1	3.0	10		
GBU606	600	6.0	175	1.1	3.0	10		
GBU608	800	6.0	175	1.1	3.0	10		
GBU610	1000	6.0	175	1.1	3.0	10		
GBJ6005	50	6.0	175	1.1	3.0	10	GBJ	 GBJ
GBJ601	100	6.0	175	1.1	3.0	10		
GBJ602	200	6.0	175	1.1	3.0	10		
GBJ604	400	6.0	175	1.1	3.0	10		
GBJ606	600	6.0	175	1.1	3.0	10		
GBJ608	800	6.0	175	1.1	3.0	10		
GBJ610	800	6.0	175	1.1	3.0	10		
KBJ6005	50	6.0	175	1.1	3.0	10	KBJ	 KBJ
KBJ601	100	6.0	175	1.1	3.0	10		
KBJ602	200	6.0	175	1.1	3.0	10		
KBJ604	400	6.0	175	1.1	3.0	10		
KBJ606	600	6.0	175	1.1	3.0	10		
KBJ608	800	6.0	175	1.1	3.0	10		
KBJ610	1000	6.0	175	1.1	3.0	10		
BR605	50	6.0	175	1.1	3.0	10	BR6	 BR6
BR61	100	6.0	175	1.1	3.0	10		
BR62	200	6.0	175	1.1	3.0	10		
BR64	400	6.0	175	1.1	3.0	10		
BR66	600	6.0	175	1.1	3.0	10		
BR68	800	6.0	175	1.1	3.0	10		
BR610	1000	6.0	175	1.1	3.0	10		
8.0 AMP Single-Phase Bridge Rectifiers								
KBU8005	50	8.0	300	1.1	8.0	10	KBU	 KBU
KBU801	100	8.0	300	1.1	8.0	10		
KBU802	200	8.0	300	1.1	8.0	10		
KBU804	400	8.0	300	1.1	8.0	10		
KBU806	600	8.0	300	1.1	8.0	10		
KBU808	800	8.0	300	1.1	8.0	10		
KBU810	1000	8.0	300	1.1	8.0	10		
GBU8005	50	8.0	200	1.1	4.0	10	GBU	 GBU
GBU801	100	8.0	200	1.1	4.0	10		
GBU802	200	8.0	200	1.1	4.0	10		
GBU804	400	8.0	200	1.1	4.0	10		
GBU806	600	8.0	200	1.1	4.0	10		
GBU808	800	8.0	200	1.1	4.0	10		
GBU810	1000	8.0	200	1.1	4.0	10		
GBJ8005	50	8.0	200	1.1	4.0	10	GBJ	 GBJ
GBJ801	100	8.0	200	1.1	4.0	10		
GBJ802	200	8.0	200	1.1	4.0	10		
GBJ804	400	8.0	200	1.1	4.0	10		
GBJ806	600	8.0	200	1.1	4.0	10		
GBJ808	800	8.0	200	1.1	4.0	10		
GBJ810	800	8.0	200	1.1	4.0	10		
KBJ8005	50	8.0	200	1.1	4.0	10	KBJ	 KBJ
KBJ801	100	8.0	200	1.1	4.0	10		
KBJ802	200	8.0	200	1.1	4.0	10		
KBJ804	400	8.0	200	1.1	4.0	10		
KBJ806	600	8.0	200	1.1	4.0	10		
KBJ808	800	8.0	200	1.1	4.0	10		
KBJ810	1000	8.0	200	1.1	4.0	10		