



Data Sheet



Product Category: IF SAW Filter

Part Number	Package	Application	Last Modified
813-SL70.0M-16	13.3 x 6.5 SMD	IF SAW Filter	Jan. 01, 2007

TYPE :

Low-Loss 70MHz IF SAW Filter

PART NUMBER :

813-SL70.0M-16



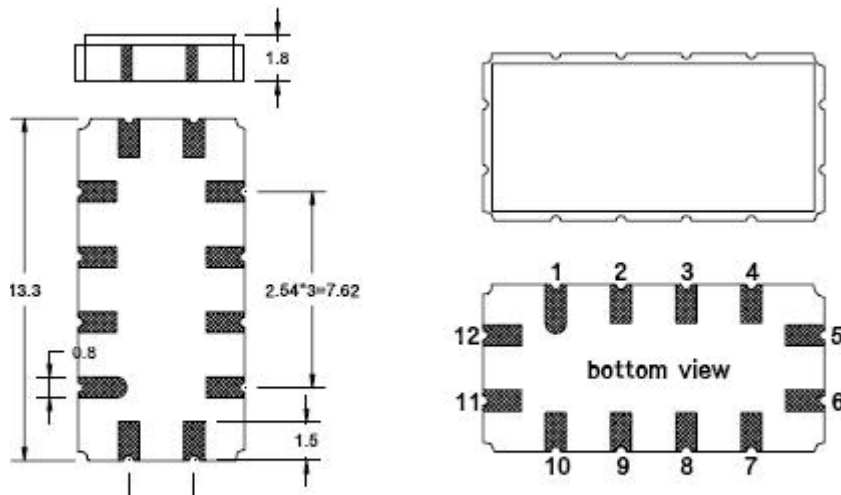
OPERATING CONDITIONS / ELECTRICAL CHARACTERISTICS

PARAMETERS	Minimum	Typical	Maximum	Units
Center Frequency (Fo)	69.8	70.0	70.2	MHz
Insertion Loss at Fo	-	12.2	13.2	dB
Source Impedance (single ended)*	-	50	-	ohm
Load Impedance (single ended)*	-	50	-	ohm
Temperature Coefficient	-	-94	-	ppm/C
Amplitude Ripple within fo +/-7.0MHz	-	0.5	1.0	dBp-p
1dB Bandwidth	15.2	15.45	-	MHz
3dB Bandwidth	16.0	16.42	-	MHz
40dB Bandwidth	-	20.17	21.0	MHz
Relative Attenuation:	-			
from 10 to 59.5 MHz	40	43	-	dB
from 82 to 140MHz	40	43	-	dB
Absolute Delay at Fo	-	0.88	-	us
IN/OUT Return Loss at Fo	-	-	-	dB
Group Delay Variation/ fo +/-7.0MHz	-	50	80	ns

*With Matching Network (Ref. Testing Environment Circuit as Shown Below).

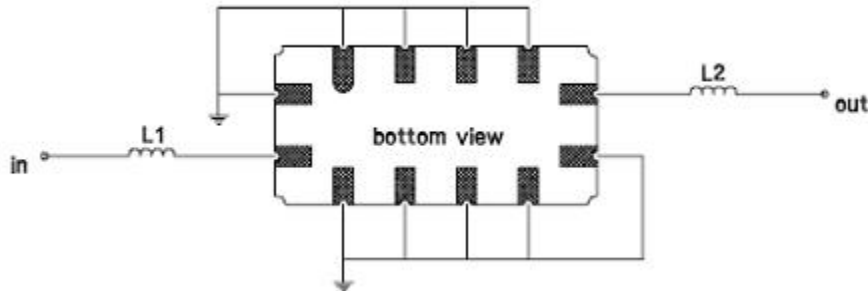
Those impedances could be modified with different impedance values and/or structures, if necessary

PACKAGE OUTLINE (mm)



PIN Descriptions: IN – 11, OUT – 5, GROUND - 1,2,3,4,6,7,8,9,10,12

TEST CIRCUIT

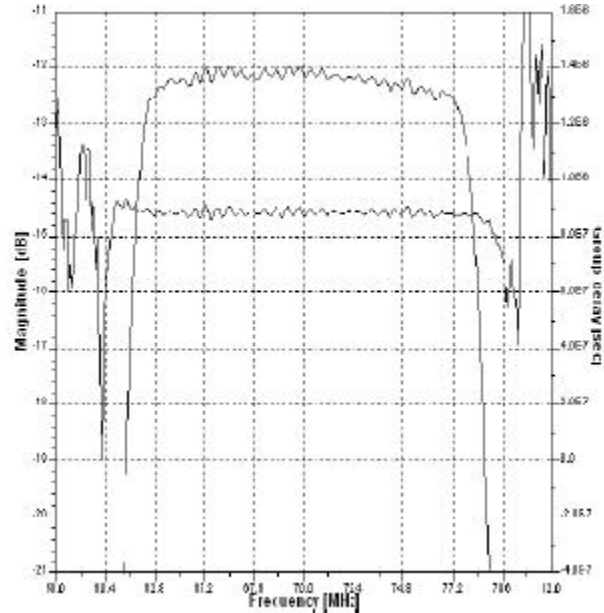
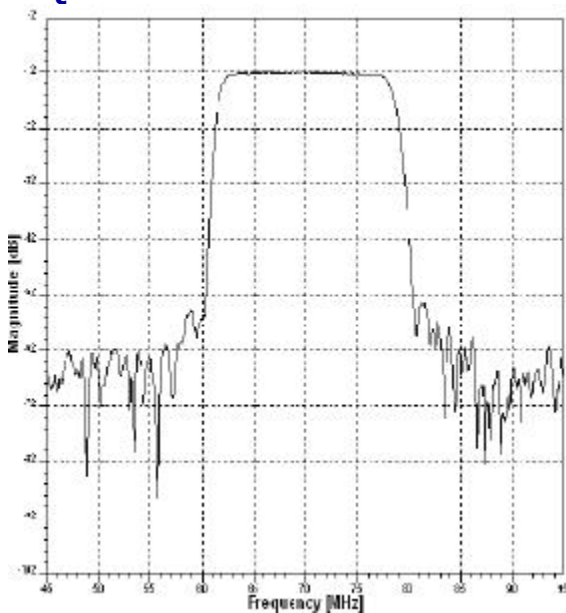


TEST FIXTURE AND VALUES/SOURCE AND LOAD IMPEDANCE 50 ohm

INPUT: L1: 220 nH Q>40

OUTPUT: L2: 220 nH Q>40

FREQUENCY RESPONSE



[Crystal Oscillators](#) | [Quartz Crystal](#) | [TCXO](#) | [VCXO](#) | [IF SAW Filter](#) | [RF SAW Filter](#) | [Ceramic Resonator](#)
[Crystal Filter](#) | [Ceramic Filter](#) | [SAW Filter / SAW Devices](#) | [Site Map](#)