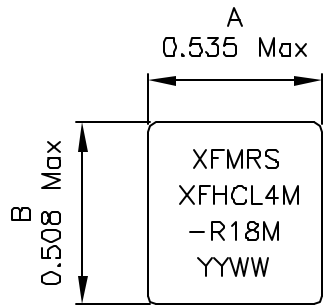
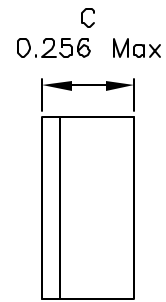


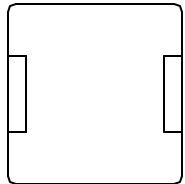
1. Mechanical Dimensions:



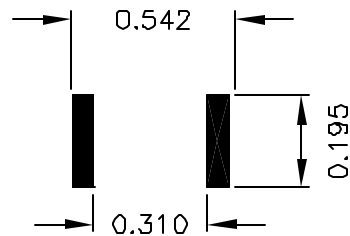
TOP VIEW



SIDE VIEW



BOTTOM VIEW




Typical Pad Layout

Notes:

1. Solderability: Leads shall meet MIL-STD-202, Method 208D for solderability.
2. Flammability: UL94V-0
3. ASTM oxygen index: > 28%
4. Insulation System: Class F 155°C. UL file E151556
5. Operating Temperature Range: All listed parameters are to be within tolerance from -40°C to +85°C
6. Storage Temperature Range: -55°C to +125°C
7. Aqueous wash compatible
8. SMD Lead Coplanarity: ±0.004"(0.102mm)
9. Moisture Sensitivity: Level 2
10. Electrical and mechanical specifications 100% tested
11. RoHS Compliant Component

DOC. REV: A/1

2. Schematic:



3. Electrical Specifications: @25°C

OCL: 0.18µH±20% @100KHz, 0.1V OADC

DCR: 0.50 mOhms Max

Isat: 60.0A (Based on 25% drop in DCL)

HIPOT: 250Vdc Min, Wdg to Core @3mA for 10 Sec.

PROPRIETARY Document is the property of XFMRS Group & is not allowed to be duplicated without authorization.

XFMRS Inc www.XFMRS.com	Title: XFHCL4M SERIES INDUCTORS		
UNLESS OTHERWISE SPECIFIED TOLERANCES: N/A Dimensions in Inch	P/N: XFHCL4M-R18M	REV. A	
	DWN.	Juan Mao	Oct-14-04
	CHK.	YK Liao	Oct-14-04
SHEET 1 OF 1	APP.	J Ng	Oct-14-04