

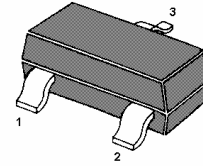
MMBTSB1198

PNP Silicon Epitaxial Planar Transistor

Low frequency transistor

The transistor is subdivided into two groups Q and R, according to its DC current gain.

SOT-23



1.BASE 2.EMITTER 3.COLLECTOR

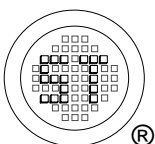
SOT-23 Plastic Package

Absolute Maximum Ratings ($T_a = 25\text{ }^\circ\text{C}$)

Parameter	Symbol	Value	Unit
Collector Base Voltage	$-V_{CBO}$	80	V
Collector Emitter Voltage	$-V_{CEO}$	80	V
Emitter Base Voltage	$-V_{EBO}$	5	V
Collector Current	$-I_C$	0.5	A
Collector Power Dissipation	P_{tot}	200	mW
Junction Temperature	T_j	150	$^\circ\text{C}$
Storage Temperature Range	T_s	-55 to +150	$^\circ\text{C}$


Characteristics at $T_a = 25\text{ }^\circ\text{C}$

Parameter	Symbol	Min.	Typ.	Max.	Unit	
DC Current Gain at $-V_{CE} = 3\text{ V}$, $-I_C = 100\text{ mA}$	Q	h_{FE}	120	-	270	-
	R	h_{FE}	180	-	390	-
Collector Cutoff Current at $-V_{CB} = 50\text{ V}$	$-I_{CBO}$	-	-	0.5	μA	
Emitter Cutoff Current at $-V_{EB} = 4\text{ V}$	$-I_{EBO}$	-	-	0.5	μA	
Collector-Base Breakdown Voltage at $-I_C = 50\text{ }\mu\text{A}$	$-V_{CBO}$	80	-	-	V	
Emitter-Base Breakdown Voltage at $-I_E = 50\text{ }\mu\text{A}$	$-V_{EBO}$	5	-	-	V	
Collector-Emitter Breakdown Voltage at $-I_C = 2\text{ mA}$	$-V_{CEO}$	80	-	-	V	
Collector-Emitter Saturation Voltage at $-I_C = 500\text{ mA}$, $-I_B = 50\text{ mA}$	$-V_{CE(sat)}$	-	-	0.5	V	
Output Capacitance at $-V_{CB} = 10\text{ V}$, $f = 1\text{ MHz}$	C_{ob}	-	11	-	pF	
Transition Frequency at $-V_{CE} = 10\text{ V}$, $I_E = 50\text{ mA}$, $f = 100\text{ MHz}$	f_T	-	180	-	MHz	



SEMTECH ELECTRONICS LTD.

(Subsidiary of Sino-Tech International Holdings Limited, a company listed on the Hong Kong Stock Exchange, Stock Code: 724)



ISO/TS 16949 : 2002 Certificate No. 05103
 ISO 14001:2004 Certificate No. 7116
 ISO 9001:2000 Certificate No. 0506098

Dated : 21/12/2005