

Features

- Frequency Range:30~500MHz
- Thin film construction
- Hermetic package DIP-16
- Operating temperature range : -55°C ~+85°C

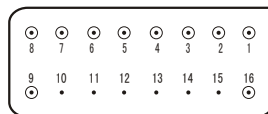
Specifications(measured in a 50 Ω system , Vcc=+5V, TA=-55°C~+85°C)

Parameter	Symbol	Unit	Guaranteed	Typical
Frequency Range	$f_L \sim f_H$	MHz	30~500	30~500
Insertion loss	I. L	dB	6.0	5.0
Attenuation	A _{tt}	dB	31.75 ± 0.5	31.75 ± 0.2
Attenuation step	-	dB	0.25, 0.5, 1, 2, 4, 8, 16	0.25, 0.5, 1, 2, 4, 8, 16
Attenuation Accuracy	-	dB	±0.15(0.25, 0.5, 1, 2) ±0.3(4, 8, 16,)	±0.1 ±0.2
VSWR	VSWR	-	2.0 : 1	1.3 : 1
Control voltage	V _{co}	-	TTL	-
Switching speed T _{on}	t	us	3.0	2.0
DC Current	I _{cc}	mA	20	15

"Δ" Measured at T_c=24 ± 1°C

Absolute Maximum Ratings

DC Supply: +6V_{DC}
Input Power:+20dBm
Storage Temp:+125°C

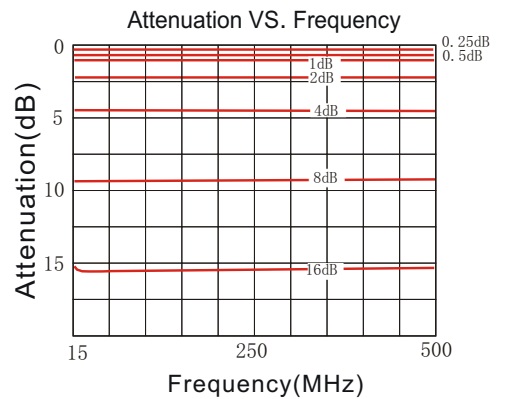
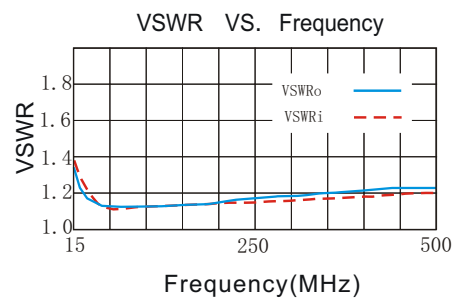
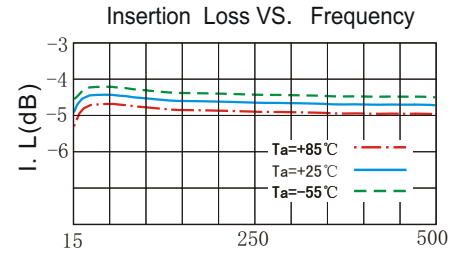


DIP-16

Application Notes

- 1.Specified frequency rang, attenuation packages are available
- 2.Interexchangeable input and output ports
- 3.Logic 0:Insertion Loss ; Logic 1:Attenuation
- 4.Minimun attenuation step 0.5dB and 6 bits digital attenuator is available
- 5.ESD observe handing precautions
- 6.Please add power first when use,make sure control port contact with low level

Typical Performance



PIN Connection

PIN	Function	PIN	Function
8	0.5dB	1	8dB
7	1dB	9	RFi
6	2dB	16	RFo
5	4dB	10-15	GND
3	0.25dB	4	Vcc
2	16dB		

