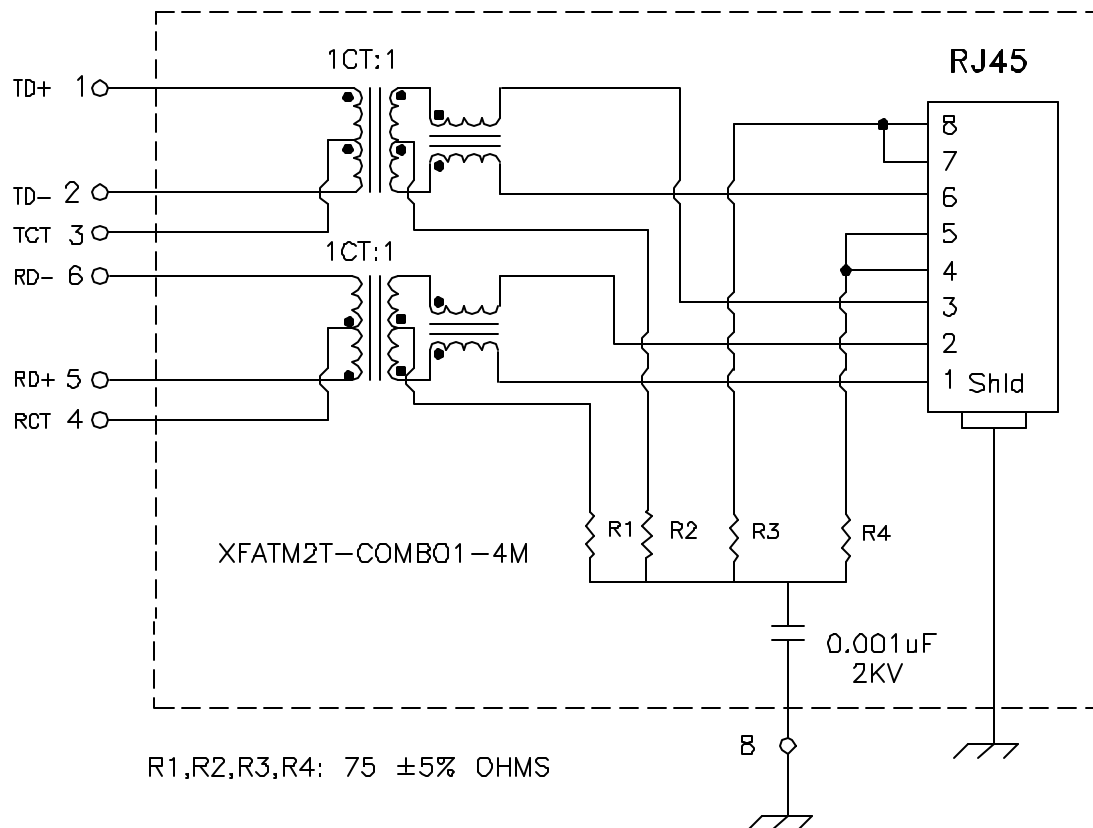


Schematic:



Electrical Specifications: @25°C

Isolation Voltage: 2250 Vrms (INPUT to OUTPUT)

UTP SIDE OCL 350uH Min @100KHz 100mV 8mADC

Rise Time (10-90%): 2.5ns Typical

Insertion Loss (100KHz-999KHz): -1.0dB Maximum

(1.0MHz-15.0MHz): -0.3dB Maximum

(15.1MHz-60.0MHz): -0.6dB Maximum

(60.1MHz-100MHz): -1.1dB Maximum

Return Loss: (100KHz-60.0MHz): -18dB Minimum

(60.1MHz-80MHz): -15dB Minimum

(80.1MHz-100MHz): -12dB Minimum

Crosstalk: (100KHz-60MHz): -43dB Minimum

(60.1MHz-100MHz): -38dB Minimum

Common Mode to Differential Mode Rejection:

100KHz-60MHz -46dB Min (Tx) / -35dB Min (Rx)

60MHz-100MHz -42dB Min (Tx) / -33dB Min (Rx)

XFMRs Inc.

Title: **SINGLE PORT COMBO**

UNLESS OTHERWISE SPECIFIED

P/N. XFATM2T-COMBO1-4M

REV. A

TOLERANCES:

DWN.

廖玉坤

Feb-22-01

.xxx ±0.010

CHK.

李清儿

Feb-22-01

Dimensions in Inch

APP.

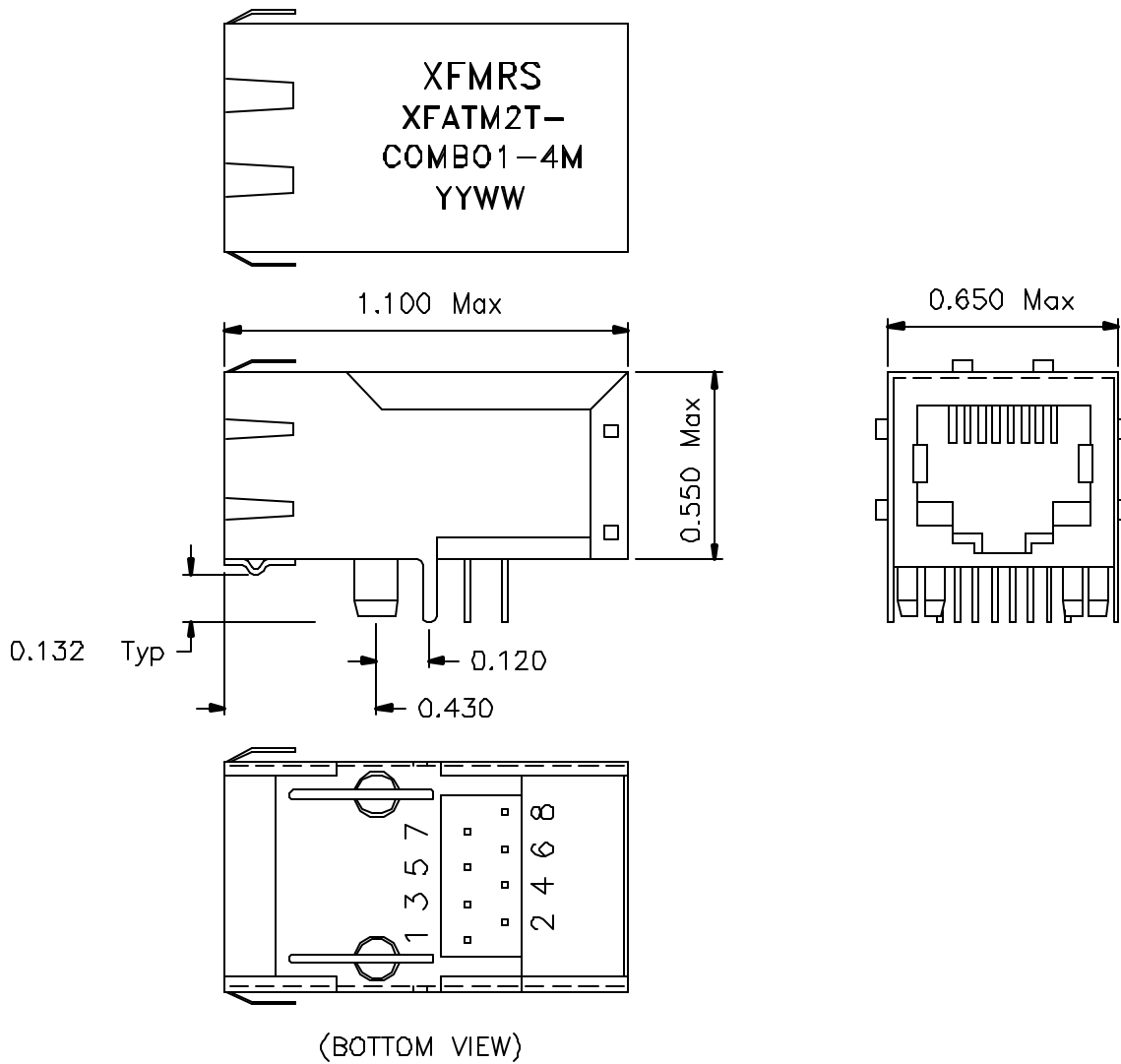
BW

Feb-22-01

DOC. REV A/1

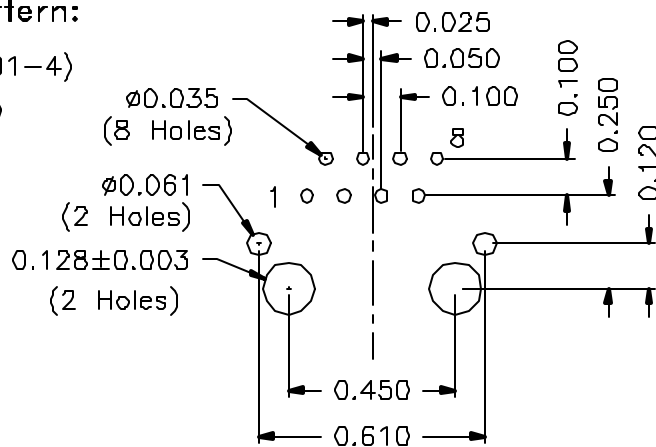
SHEET 1 OF 2

Mechanical Dimensions:



Mounting Pattern:

(FOR COMBO1-4)
(COMP SIDE)



DOC. REV A/1

XFMRS Inc.		Title: Mechanical Dimensions For COMBO1-4M Series	
UNLESS OTHERWISE SPECIFIED TOLERANCES: .xxx ±0.010 Dimensions in Inch	P/N: XFATM2T-COMBO1-4M		REV. A
	DWN.	廖玉坤	Feb-22-01
	CHK.	李清儿	Feb-22-01
SHEET 2 OF 2	APP.	BW	Feb-22-01