


MVBH Series – 8 Pin DIP HCMOS VCXO



- Industry Standard Package
- +2.5VDC, +3.3VDC, or +5.0VDC Supply Voltage
- HCMOS Output
- RoHS Compliant Available



ELECTRICAL SPECIFICATIONS:

Supply Voltage (Vdd)	+2.5VDC ±10%	+3.3VDC ±10%	+5.0VDC ±10%
Frequency Range	1.000MHZ TO 220.000MHZ		
Frequency Stability (Inclusive of Temp., Load, Voltage and Aging)	(See Part Number Guide for Options)		
Operating Temp. Range	(See Part Number Guide for Options)		
Storage Temp. Range	-55°C to +125°C		
Supply Current	60mA max	60mA max	85mA max
Load	15pF	30pF	30pF
Output	HCMOS		
Logic "0"	10% Vdd max		
Logic "1"	90% Vdd min		
Symmetry (50% of waveform)	40%/60%		
Rise / Fall Time (10% to 90%)	10nSec max		
Start Time	10mSec max		
Control Voltage	1.25 VDC ±1.00 VDC	1.65 VDC ±1.50 VDC	2.50 VDC ±2.00 VDC
Linearity	(See Part Number Guide for Options)		
Pullability	(See Part Number Guide for Options)		

ENVIRONMENTAL/MECHANICAL SPECIFICATIONS:

Shock	MIL-STD-883, Meth 2002, Cond B
Solderability	MIL-STD-883, Meth 2003
Vibration	MIL-STD-883, Meth 2007, Cond A
Gross Leak Test	MIL-STD-883, Meth 1014, Cond C
Fine Leak Test	MIL-STD-883, Meth 1014, Cond A

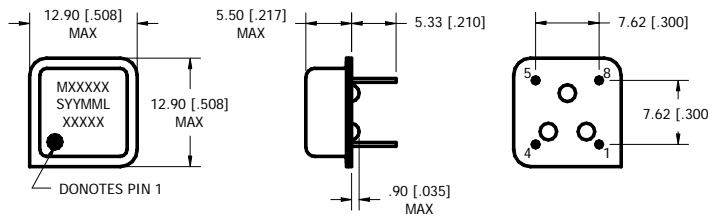
MARKING DETAIL:

Line 1 = MXXXXX
 M = MMD COMPONENTS
 XXXXX = Frequency in MHZ

Line 2 = SYMMML
 S = Internal Code
 YYMM = 4 Digit Date Code (Year / Month)
 L = Denotes RoHS Compliant

Line 3 = XXXXX
 Internal use only
 May vary with lots

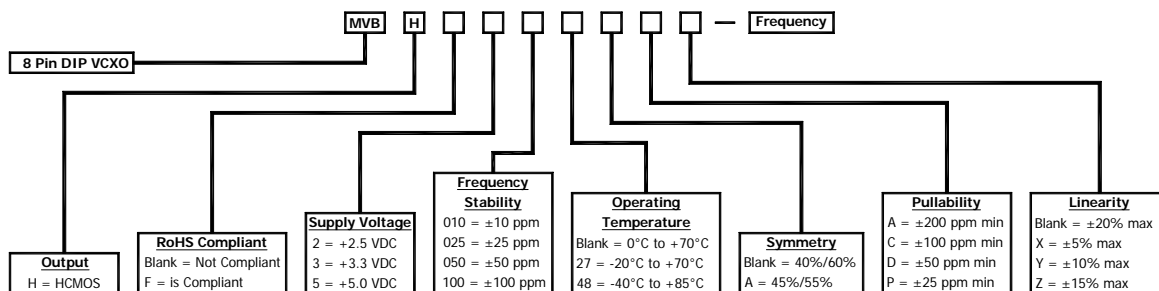
MECHANICAL DIMENSIONS:



PIN CONNECTIONS	
PIN 1	CONTROL VOLTAGE
PIN 4	CASE GROUND
PIN 5	OUTPUT
PIN 8	SUPPLY VOLTAGE

DIMENSIONS IN BRACKETS ARE IN INCHES
 EXTERNAL BYPASS CAPACITOR IS RECOMMENDED

PART NUMBERING GUIDE:



Please Consult with MMD Sales Department for any other Parameters or Options

MMD Components, 30400 Esperanza, Rancho Santa Margarita, CA, 92688
 Phone: (949) 709-5075, Fax: (949) 709-3536, www.mmdcomp.com
 Sales@mmdcomp.com