


Filter Inductors High Current



FEATURES

- Printed circuit mounting (axial leads)
- Pre-tinned leads
- Low cost construction
- Protected by polyolefin tubing - flame retardant UL type VW-1 per MIL-I-23053/5, Class 3 requirements



RoHS
COMPLIANT

STANDARD ELECTRICAL SPECIFICATIONS

MODEL	IND. at 1 kHz (μH)	TOL.	DCR MAX. (Ohms)	RATED CURRENT (Max. Amps)
IHA-101	50	± 10 %	0.120	2.5
IHA-102	100	± 10 %	0.160	2.1
IHA-103	250	± 10 %	0.280	1.8
IHA-104	500	± 10 %	0.420	1.6
IHA-105	1000	± 10 %	0.600	1.4
IHA-201	27	± 10 %	0.060	3.7
IHA-202	50	± 10 %	0.085	3.1
IHA-203	100	± 10 %	0.120	2.7
IHA-204	250	± 10 %	0.200	2.4
IHA-205	500	± 10 %	0.320	2.3
IHA-301	5	± 10 %	0.015	6.8
IHA-302	10	± 10 %	0.021	6.1
IHA-303	27	± 10 %	0.040	4.8
IHA-304	50	± 10 %	0.050	4.3
IHA-305	100	± 10 %	0.070	4.2
IHA-501	5	± 10 %	0.010	9.3
IHA-502	10	± 10 %	0.015	8.3
IHA-503	27	± 10 %	0.030	6.5
IHA-504	50	± 10 %	0.040	6.1
IHA-505	100	± 10 %	0.060	5.9

ELECTRICAL SPECIFICATIONS

Inductance: Measured at 1.0 V with zero DC current

Current Rating: Maximum continuous operating current (DC or RMS) based on 50 °C temperature rise

Dielectric Rating: 2500 VRMS, 60 Hz, applied for one minute between winding and outer circumference to within 0.250" [6.35 mm] of the insulation sleeve edge

Operating Temperature: - 55 °C to + 125 °C (no load)
- 55 °C to + 75 °C (at full rated current)

MECHANICAL SPECIFICATIONS

Winding: Layered solenoid type

Wire: Solid soft copper

Terminals: Tinned copper leads

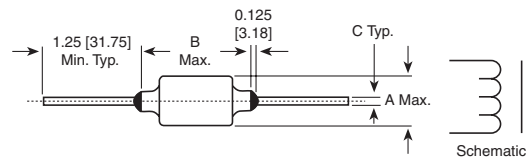
Encapsulant: Polyolefin tubing

Core Material: Ferrite

APPLICATIONS

Noise filtering for switching regulators, power amplifiers, power supplies and SCR and Triac control circuits

DIMENSIONS in inches [millimeters]



MODEL	A (Max.)	B (Max.)	C ± 0.002 [0.050]
IHA-101	0.475 [12.07]	0.800 [20.32]	0.032 [0.813]
IHA-102	0.475 [12.07]	0.800 [20.32]	0.032 [0.813]
IHA-103	0.475 [12.07]	1.050 [26.67]	0.032 [0.813]
IHA-104	0.550 [13.97]	1.050 [26.67]	0.032 [0.813]
IHA-105	0.550 [13.97]	1.175 [29.85]	0.032 [0.813]
IHA-201	0.500 [12.70]	0.800 [20.32]	0.032 [0.813]
IHA-202	0.500 [12.70]	0.800 [20.32]	0.032 [0.813]
IHA-203	0.500 [12.70]	0.920 [23.37]	0.032 [0.813]
IHA-204	0.600 [15.24]	0.920 [23.37]	0.032 [0.813]
IHA-205	0.750 [19.05]	1.050 [26.67]	0.032 [0.813]
IHA-301	0.475 [12.07]	0.800 [20.32]	0.032 [0.813]
IHA-302	0.475 [12.07]	0.920 [23.37]	0.032 [0.813]
IHA-303	0.550 [13.97]	0.800 [20.32]	0.032 [0.813]
IHA-304	0.550 [13.97]	0.920 [23.37]	0.032 [0.813]
IHA-305	0.550 [13.97]	1.175 [29.85]	0.032 [0.813]
IHA-501	0.475 [12.07]	1.050 [26.67]	0.040 [1.02]
IHA-502	0.475 [12.07]	1.050 [26.67]	0.040 [1.02]
IHA-503	0.700 [17.78]	1.050 [26.67]	0.040 [1.02]
IHA-504	0.700 [17.78]	1.050 [26.67]	0.040 [1.02]
IHA-505	0.700 [17.78]	1.300 [33.02]	0.040 [1.02]

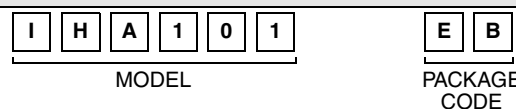
MARKING

- Vishay Dale
- Model
- Date code

DESCRIPTION

MODEL	INDUCTANCE VALUE	INDUCTANCE TOLERANCE	PACKAGE CODE	JEDEC LEAD (Pb)-FREE STANDARD
IHA-101	50 μH	10 %	EB	e2

GLOBAL PART NUMBER





Disclaimer

All product specifications and data are subject to change without notice.

Vishay Intertechnology, Inc., its affiliates, agents, and employees, and all persons acting on its or their behalf (collectively, "Vishay"), disclaim any and all liability for any errors, inaccuracies or incompleteness contained herein or in any other disclosure relating to any product.

Vishay disclaims any and all liability arising out of the use or application of any product described herein or of any information provided herein to the maximum extent permitted by law. The product specifications do not expand or otherwise modify Vishay's terms and conditions of purchase, including but not limited to the warranty expressed therein, which apply to these products.

No license, express or implied, by estoppel or otherwise, to any intellectual property rights is granted by this document or by any conduct of Vishay.

The products shown herein are not designed for use in medical, life-saving, or life-sustaining applications unless otherwise expressly indicated. Customers using or selling Vishay products not expressly indicated for use in such applications do so entirely at their own risk and agree to fully indemnify Vishay for any damages arising or resulting from such use or sale. Please contact authorized Vishay personnel to obtain written terms and conditions regarding products designed for such applications.

Product names and markings noted herein may be trademarks of their respective owners.