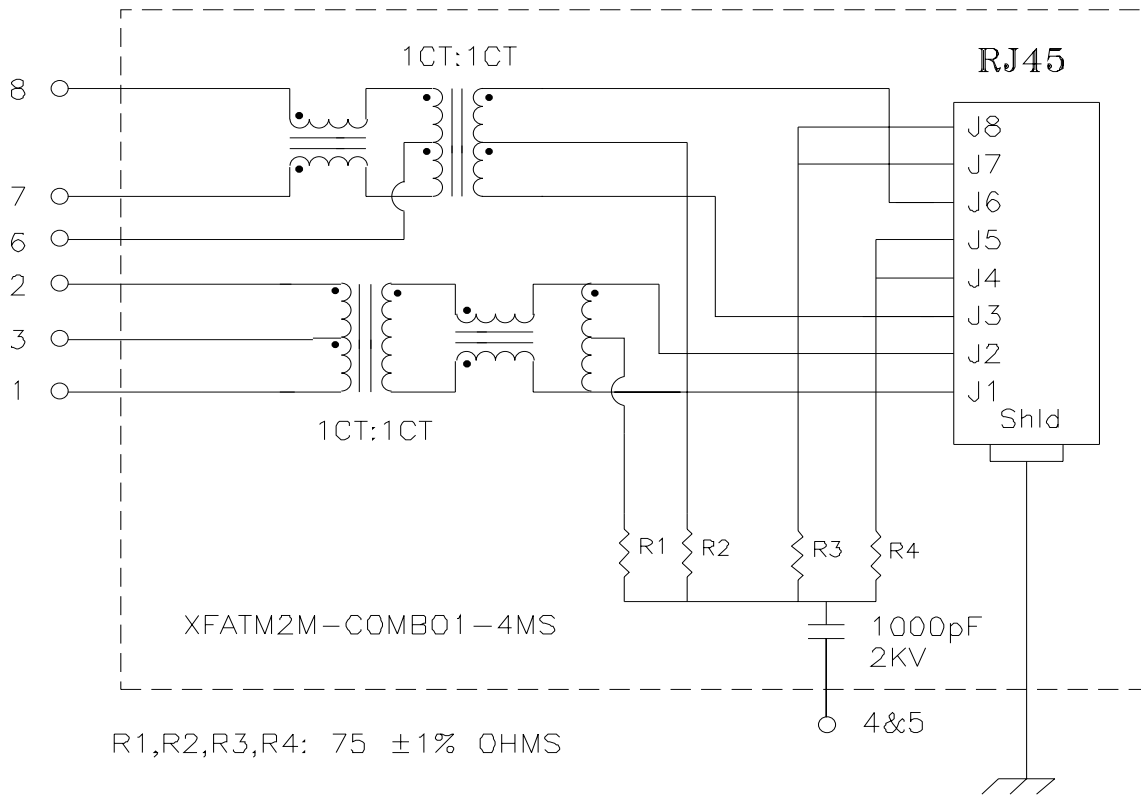


## Schematic:



## Electrical Specifications: @25°C

Isolation Voltage: 1500 Vac

Isolation Voltage: 500 Vac (6+7+8-2+3+4)

UTP SIDE OCL: 350uH Min @100KHz 100mV 8mADC

Rise Time (10-90%): 2.5ns Typical

Insertion Loss (300KHz-100MHz): -1.1dB Maximum

Insertion Loss (100MHz-125MHz): -1.5dB Maximum

Return Loss: -12dB Typical @300KHz - 100MHz

Crosstalk:

100KHz-60MHz -40dB Typical

60MHz-100MHz -38dB Typical

Common Mode to Differential Mode Rejection:

100KHz-60MHz -45dB Typ (Tx) / -40dB Typ (Rx)

60MHz-100MHz -40dB Typ (Tx) / -35dB Typ (Rx)

**XFMRs Inc.**

Title:

**SINGLE PORT COMBO**

UNLESS OTHERWISE SPECIFIED

TOLERANCES:

.xxx ±0.010

Dimensions in Inch

SHEET 1 OF 2

P/N: XFATM2M-COMBO1-4MS

REV. A

DWN.

李清儿

Nov-11-99

CHK.

孙悦

Nov-11-99

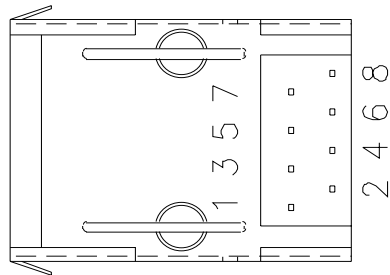
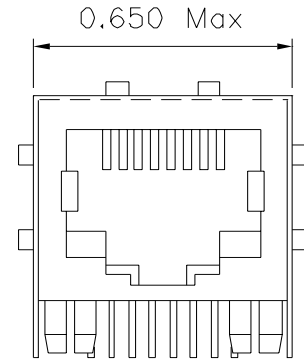
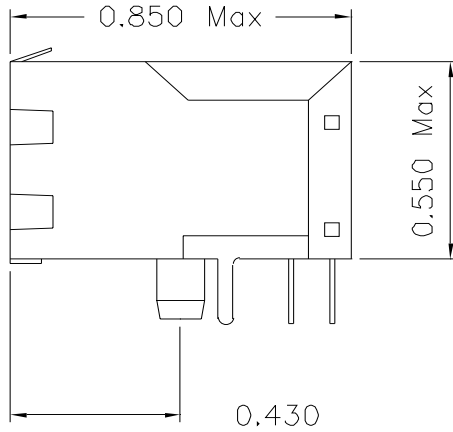
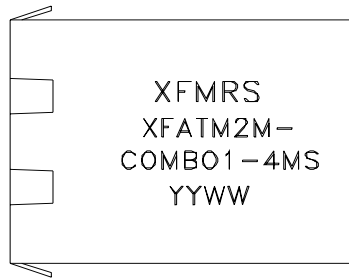
APP.

Joe Huff

Nov-11-99

DOC. REV: A/1

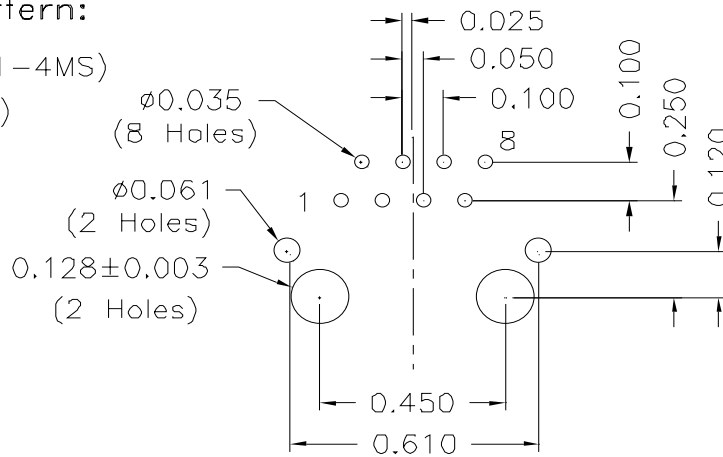
Mechanical Dimensions:



(BOTTOM VIEW)

Mounting Pattern:

(FOR COMBO1-4MS)  
(COMP SIDE)



<b>XFMRs Inc.</b>		Title: Mechanical Dimensions For COMBO1-4MS Series	
UNLESS OTHERWISE SPECIFIED TOLERANCES: .xxx ±0.010 Dimensions in Inch	XFATM2M-COMBO1-4MS		REV. A
	DWN.	李清凡	Nov-11-99
	CHK.	孙悦	Nov-11-99
SHEET 2 OF 2	APP.	Joe Huff	Nov-11-99