

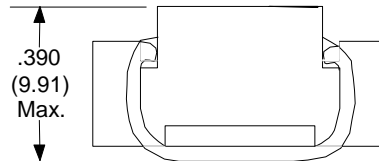
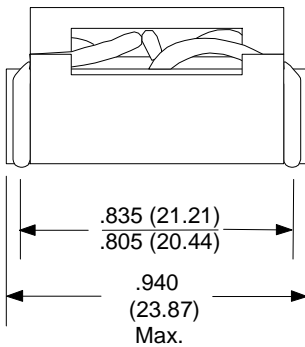
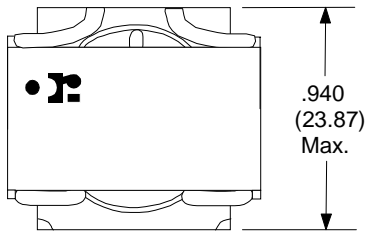
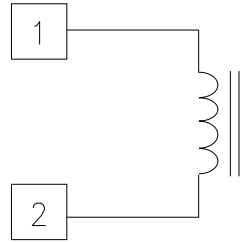
Surface Mount Self-Leaded Inductor 150 kHz

Electrical Specifications at 25°C. Operating Temp. Range: -30°C to +130°C

Part Number	L ⁽¹⁾ with DC (μ H)	I _{DC} ⁽¹⁾ (Amps)	E-T ⁽¹⁾ Product (V- μ s)	DCR Nom. (Ω)
L-15370	168	1.81	75.9	0.18

1) Typical values for a 55°C Temperature rise at 150 kHz and E-T value above, the core loss is 10 % of copper loss.

Schematic Diagram



RHOMBUS P/N: L-15370	
CUST P/N:	NAME:
DATE: 5/30/00	SHEET: 1 OF 1