



Features

- Magnetically operated position sensor
- Matching actuator available
- Compact size requires only 3.2cm² board space
- Screw down or adhesive mounting
- Customer defined sensitivity
- Choice of cable length and connector
- Leads can exit from LH or RH side

Benefits

- No standby power requirement
- Operates through non-ferrous materials such as wood, plastic or aluminium
- Hermetically sealed, magnetically operated contacts continue to operate long after optical and other technologies fail due to contamination

Applications

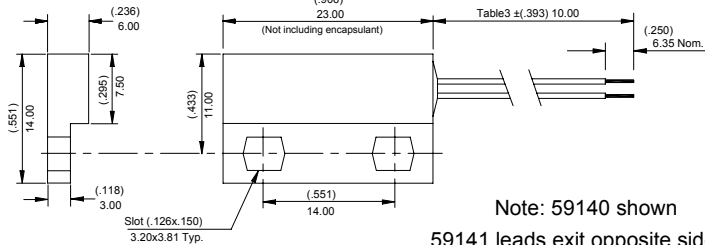
- Position and limit sensing
- Security system switch
- Linear actuators
- Door switch

DIMENSIONS (in) mm

Actuator

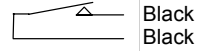


Sensor (2 wire versions)




SCHEMATICS

Switch Types 1 & 2



Black
Black

Switch Type 3



Black
Blue
White

Switch Type 4



Black
Black

CUSTOMER OPTIONS - Switching Specifications

TABLE 1 Switch Type		Select Option	1	2	3	4
		Contact Type	Normally Open	Normally Open High V.	Change Over	Normally Closed
Contact Rating	Power	Watts - max	10	10	5	5
Voltage	Switching	Vdc - max.	200	300	175	175
	Breakdown	Vdc - min.	250	450	200	200
Current	Switching	A - max.	0.5	0.5	0.25	0.25
	Carry	A - max.	1.2	1.5	1.5	1.5
Resistance	Contact, Initial	Ohms - max.	0.2	0.2	0.2	0.2
	Insulation	Ohms - min.	10 ¹⁰	10 ¹⁰	10 ⁹	10 ⁹
Temperature	Operating	°C	-40 to +105	-20 to +105	-40 to +105	-40 to +105
	Storage	°C	-65 to + 105	-65 to +105	-65 to +105	-65 to +105
Time	Operate	ms - max.	1.0	1.0	3.0	3.0
	Release	ms - max.	1.0	1.0	3.0	3.0
Capacitance	Contact	pF - typ.	0.3	0.2	0.3	0.3
Shock	11ms ½ sine	G - max.	100	100	50	50
Vibration	50-2000 Hz.	G - max.	30	30	30	30

CUSTOMER OPTIONS - Sensitivity, Cable Length and Termination Specifications

TABLE 2 Sensitivity		→		←		d		
Activate distances (d) are approximate using Hamlin 57140-000 actuator as illustrated.								
Switch AT before modification								
Select Option	S		T		U		V	
Switch Type	Pull-In AT Range	Activate Distance (d) (in)mm	Pull-In AT Range	Activate Distance (d) (in)mm	Pull-In AT Range	Activate Distance (d) (in)mm	Pull-In AT Range	Activate Distance (d) (in)mm
1	12-18	(.453)	17-23	(.374)	22-28	(.315)	27-33	(.295)
2		11.5		9.5		8.0		7.5
3	15-20	(.413)	20-25	(.354)	25-30	(.295)		
4		10.5		9.0		7.5		

TABLE 3 Cable Length		TABLE 4 Termination (2 wire versions shown)	
(Cable 24AWG 7/32 PVC 105°C UL1430 / UL1569)		Select Option	Description
Select Option	Length(in)mm	A	Tinned leads
01	(3.94) 100	C	6.35mm fastons
02	(11.81) 300	D	AMP MTE 2.54mm
03	(19.69) 500	E	JST XHP 2.5mm
04	(29.53) 750	F	Untinned leads
05	(39.37) 1,000		

ORDERING INFORMATION

