



# O/E/N 31H

## HEAVY DUTY POWER RELAY

- Heavy Duty make, break & carry upto 10Amps
- 2 Form C and 1 Form Z version
- LED Indication (Optional)
- Dust Protected
- Din rail mounting socket

### SPECIFICATIONS

Contact Arrangement	: 2 Form C, 1 Form Z
Contact Material	: Silver Alloy
Contact Rating	: Make, Break & Carry:
2 Form C	: 5 A @ 220 VDC
1 Form z	: 10 A @ 220 VDC
Max. Switching Voltage	: 220 VDC
Max. Switching Current	: 10 A
Contact Resistance Initial	: <50 m Ohms
Nominal Coil Power	: 1.1 W
Operating Power	: 0.7 W
Life Expectancy	
Mechanical	: 10 <sup>6</sup> operations
Electrical	: 10 <sup>5</sup> operations
Dielectric Strength	
Between coil and contacts	: 2000 VRMS
Between open contacts	: 1500 VRMS
Insulation Resistance	: 500Meg.Ohms @ 500 VDC, 25°C, RH50
Operate time at nom. Volt	: 20 milli sec max
Release time at nom. Volt	: 10 milli sec max
Ambient Temperature	: -40°C to + 70° C
Weight	: 100 g

#### Typical applications

High Voltage DC switching

#### Socket Ordering Code

Din Rail Mountable 31-3591-550

**Note :** In case of Relay with clamping diode, take terminal 2 as positive

All dimensions are in mm. Specifications subject to change without notice.

### COIL DATA

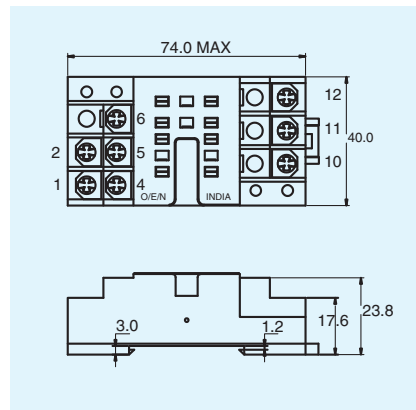
Nominal Voltage VDC	Pick-up Voltage VDC (Max)	Coil Resistance Ohms ± 10%
12	10	150
24	20	500
48	40	2250
115	90	10000
220	190	30000

#### AC COIL

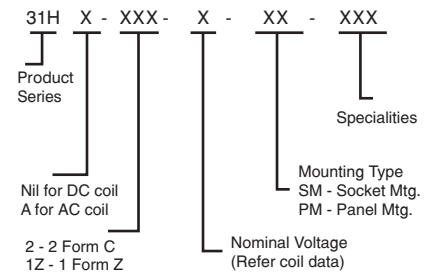
24	20	70
115	90	2000
230	190	10000

Special coils available on request\*

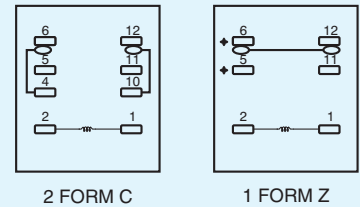
### SOCKET TERMINAL LAYOUT



### HOW TO ORDER

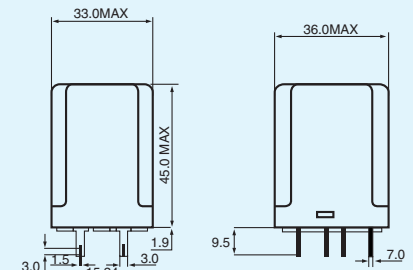


### CIRCUIT DIAGRAM



### DIMENSION

#### Socket Mountable



#### Panel Mountable

