

GREEN (1480 NM PLUS SUPERVISORY)/ 1550 NM MICRO-OPTIC WDM

MWDMG0050 Series

Product Description

Oplink's Micro-Optic Wavelength Division Multiplexer (MWDM) is based on thin-film filter technology and patented athermal platform for optical device. The MWDM device is used to combine (or separate) 1550 nm signals with (or from) a 1480 nm pump signal plus the 1510 nm supervisory channel. This device offers very flat and wide passband, low insertion loss, and high isolation which makes it ideal for amplification, telecommunications and WDM network applications. Oplink MWDM devices are Bellcore GR-1221 qualification tested and complied with industry green initiatives such as Rohs and WEEE. All Oplink products are epoxy-free in the optical path.



Performance Specification

MWDMG0050 Series		Min	Typical	Max	Unit
Pass Channel Wavelength Range λ_1		1465		1515	nm
Reflection Channel Wavelength Range λ_2		1540		1575	nm
Insertion Loss *	Pass Channel @ λ_1			0.7	dB
	Reflect Channel @ λ_2			0.5	
Isolation	Reflect Channel @ λ_1	12			dB
	Pass Channel @ λ_2	30			
Passband Ripple				0.30	dB
Directivity		50			dB
Return Loss		50			dB
Polarization Dependent Loss				0.1	dB
Polarization Mode Dispersion				0.05	ps
Maximum Power Handling				500	mW
Fiber Type		Corning SMF-28			
Operating Temperature		0 to +70			°C
Storage Temperature		-40 to +85			°C
Package Dimensions **	250 μ m Bare Fiber 900 μ m Loose Tube	P1: (ϕ) 5.5 x (L) 34.0 P2: (ϕ) 5.5 x (L) 40.0			mm

Note:

* Values are referenced without connector loss.

** The mechanical tolerance should be +/-0.2 mm on all package dimensions unless otherwise custom specified.

Features

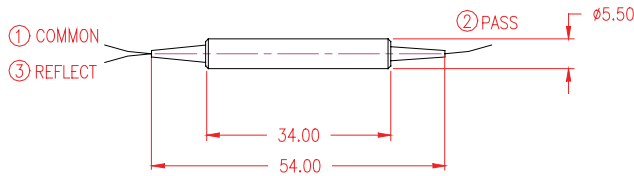
- ◆ Environmental Green Plan Compliance
- ◆ Wide Operating Wavelength Range
- ◆ Low Insertion Loss
- ◆ High Channel Isolation
- ◆ Ultra Flat Wide Passband
- ◆ Highly Stable & Reliable
- ◆ Epoxy-free Optical Path

Applications

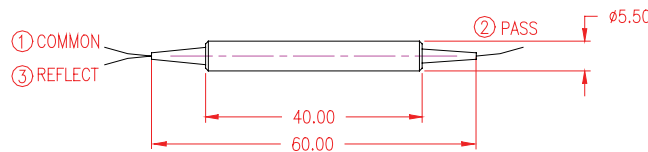
- ◆ Fiberoptic Amplifiers
- ◆ System Monitoring
- ◆ Fiberoptic Instruments
- ◆ Laboratory R&D

Mechanical Drawing / Package Dimensions (dimension in mm)

P1: 250 μm bare fiber

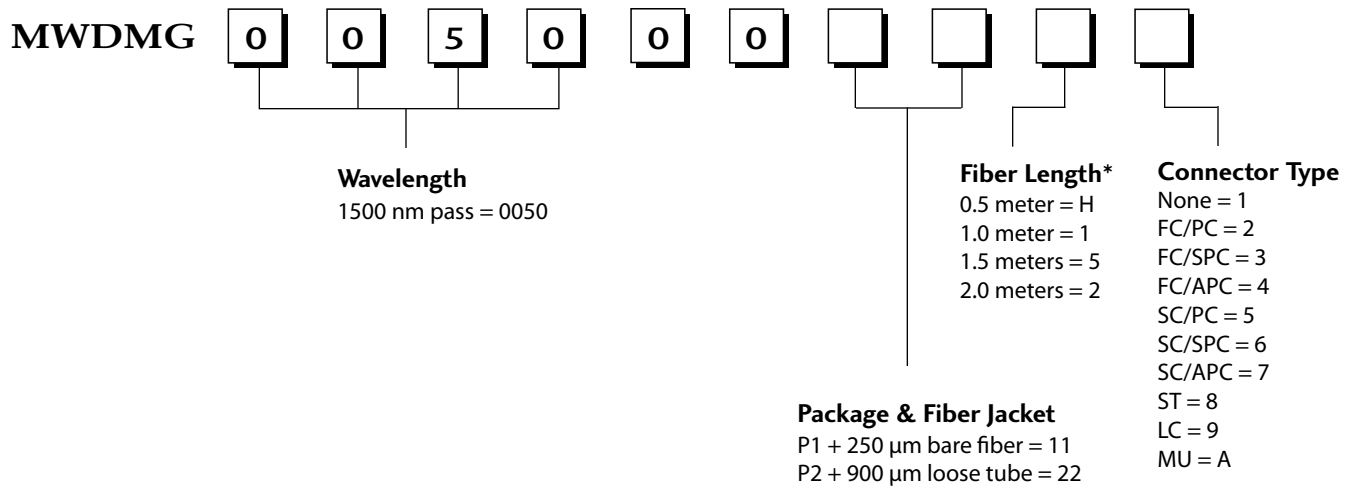


P2: 900 μm loose tube



Ordering Information

Oplink can provide a remarkable range of customized optical solutions. For detail, please contact Oplink's OEM design team or account manager for your requirements and ordering information (510) 933-7200.



* The tolerance of fiber length is +/-0.1m. 1 meter is standard.
The lead-time for special fiber length will be longer.