

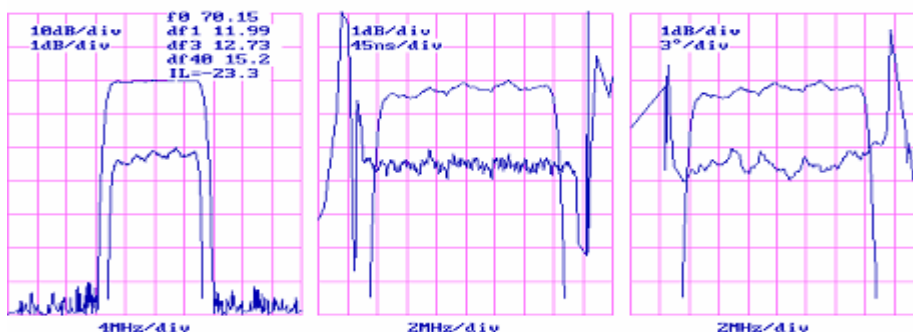


## LBN7017 SAW Filter Electrical Characteristic

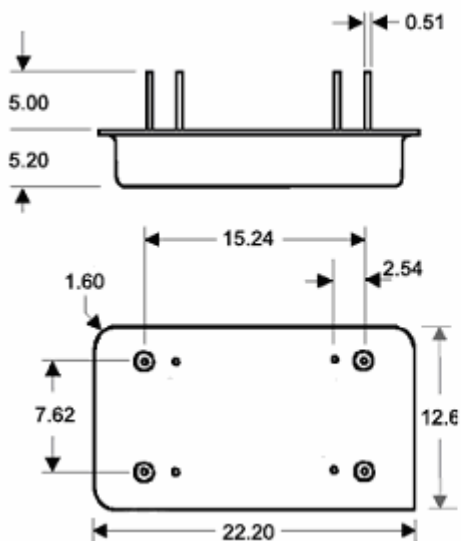
### Specifications

Parameter	Unit	Minimum	Typical	Maximum
<b>Center Frequency</b>	MHz	69.8	70	70.2
<b>Insertion Loss</b>	dB		23.3	25
<b>1 dB Bandwidth</b>	MHz	11.6	12.0	
<b>3 dB Bandwidth</b>	MHz	12.0	12.7	
<b>40 dB Bandwidth</b>	MHz		15.2	15.4
<b>Passband Variation</b>	dB		0.5	0.6
<b>Phase Linearity</b>	degrees		3	4
<b>Group Delay Variation</b>	nsec		45	60
<b>Absolute Delay</b>	usec		2	
<b>Ultimate Rejection</b>	dB	55	60	
<b>Substrate Material</b>		128-LiNbO <sub>3</sub>		
<b>Ambient Temperature</b>	° C	25		
<b>Package Size</b>		DIP2212 (22.2x12.6x5.2mm <sup>3</sup> )		

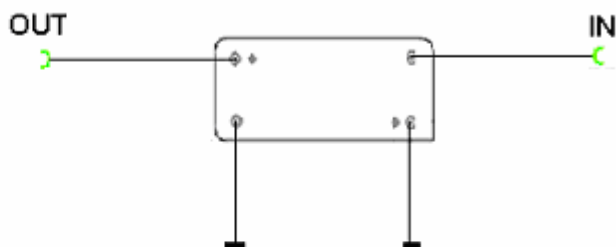
### Typical Performance



### Package Outline



### Matching Configuration



Source/Load Impedance=50 ohm

Notes - Component values may change depending on board layout.