

### 35A Automotive Rectifiers

#### Features

- Low leakage
- Low forward voltage drop
- High current capability
- High forward surge current capacity
- RoHS Compliance



ARS



#### Mechanical Data

<b>Case:</b>	ARS, molded plastic body
<b>Epoxy:</b>	Plastic package has UL flammability classification 94V-0
<b>Terminals:</b>	Plated slug, solderable per MIL-STD-202, Method 208C
<b>Polarity:</b>	Color ring denotes cathode end
<b>Weight:</b>	0.064 ounces, 1.82 grams

#### Maximum Ratings and Electrical Characteristics ( $T_A=25^{\circ}\text{C}$ unless noted otherwise)

Symbol	Description	ARS 3505	ARS 351	ARS 352	ARS 354	ARS 356	ARS 358	Unit	Conditions
<b>VRRM</b>	Maximum Repetitive Peak Reverse Voltage	50	100	200	400	600	800	V	
<b>VRMS</b>	Maximum RMS Voltage	35	70	140	280	420	560	V	
<b>VDC</b>	Maximum DC Blocking Voltage	50	100	200	400	600	800	V	
<b>IF(AV)</b>	Maximum Average Forward Rectified Current	35						A	$T_C=110^{\circ}\text{C}$
<b>IFSM</b>	Peak Forward Surge Current	500						A	8.3ms single half sine-wave superimposed on rated load (JEDEC Method)
<b>VF</b>	Forward Voltage	1.05						V	$I_F=35\text{A}$
<b>IR</b>	Maximum DC Reverse Current at Rated DC Blocking Voltage	5.0						$\mu\text{A}$	$T_A=25^{\circ}\text{C}$
		250							$T_A=100^{\circ}\text{C}$

# 35A Automotive Rectifiers

## ARS3505 - ARS358

Symbol	Description	ARS 3505	ARS 351	ARS 352	ARS 354	ARS 356	ARS 358	Unit	Conditions
$R_{thJc}$	Typical Thermal Resistance	1.0						$^{\circ}C / W$	
$T_J$ , $T_{STG}$	Operating Junction and Storage Temperature Range	-65 to +175						$^{\circ}C$	
	Polarity and Voltage Demotion Color Band	Red	Yellow	Silver	Orange	Green	Blue		

- Note:** (1) Enough heatsink must be considered in application.  
 (2) Single phase, half wave, 60Hz, resistive or inductive load.  
 (3) For capacitive load derate current by 20%.

### Typical Characteristics Curves

Fig.1-Typical Forward Current Derating Curve

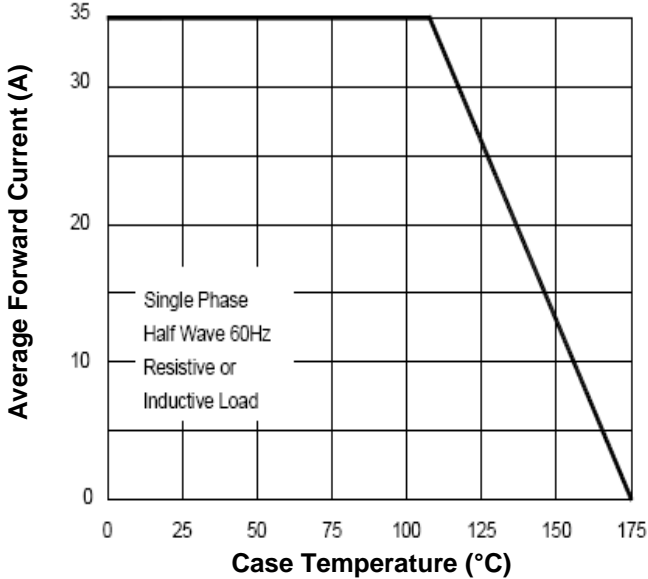
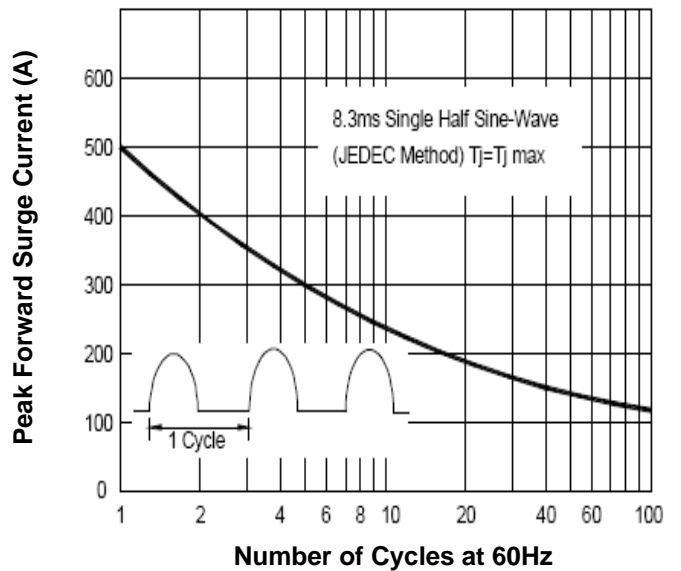


Fig.2-Max. Non-Repetitive Peak Forward Surge Current



# 35A Automotive Rectifiers

## ARS3505 - ARS358

Fig.3- Typical Instantaneous Forward Characteristics

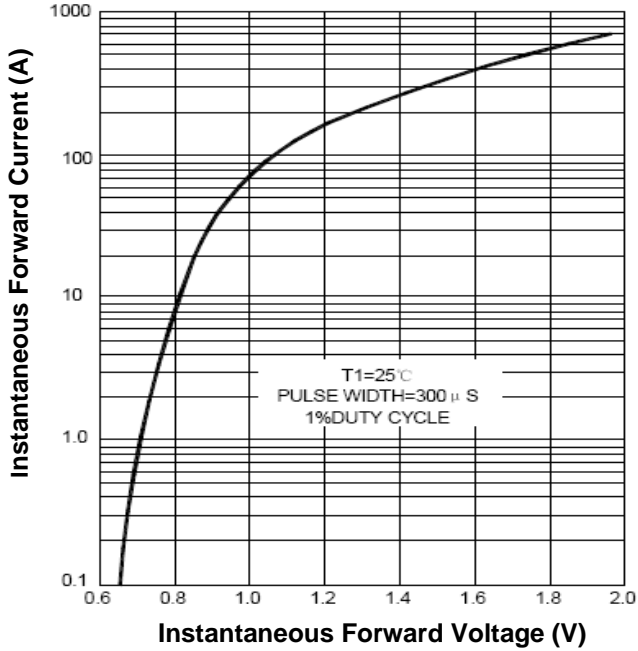
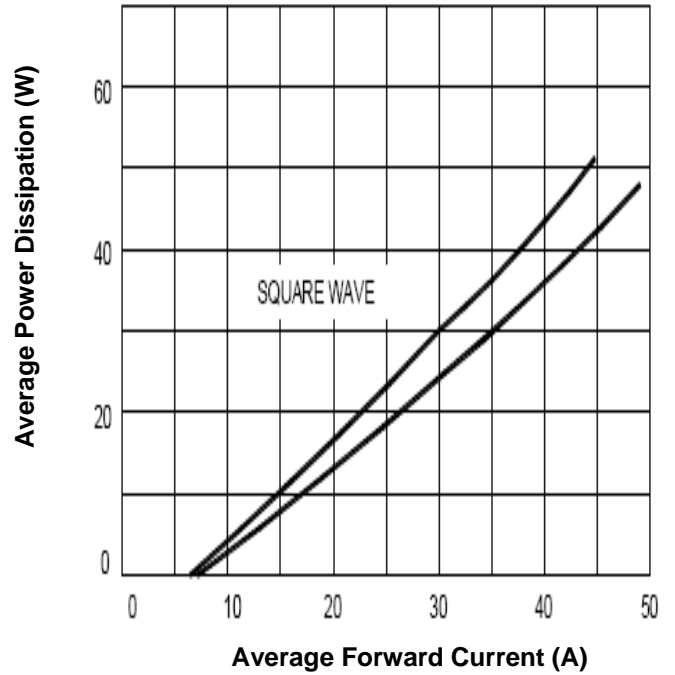
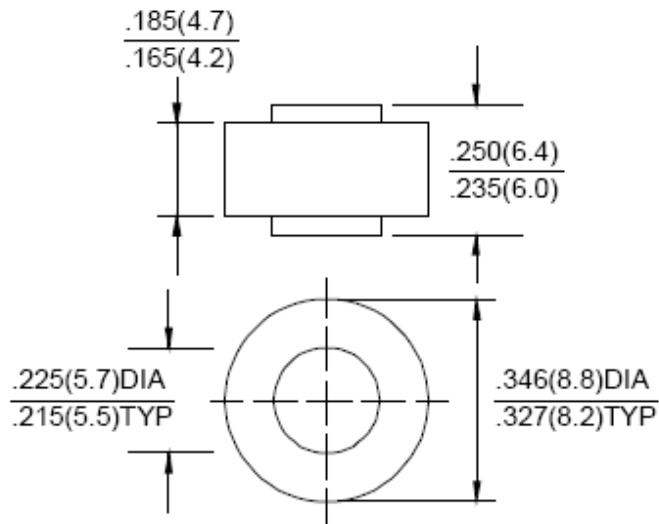


Fig.4-Forward Power Dissipation



### Dimensions in inch (mm)



ARS

# 35A Automotive Rectifiers

## ARS3505 - ARS358

### How to contact us:

#### **US HEADQUARTERS**

28040 WEST HARRISON PARKWAY, VALENCIA, CA 91355-4162

Tel: (800) TAITRON (800) 824-8766 (661) 257-6060

Fax: (800) TAITFAX (800) 824-8329 (661) 257-6415

Email: [taitron@taitroncomponents.com](mailto:taitron@taitroncomponents.com)

Http://[www.taitroncomponents.com](http://www.taitroncomponents.com)

#### **TAITRON COMPONENTS MEXICO, S.A .DE C.V.**

BOULEVARD CENTRAL 5000 INTERIOR 5 PARQUE INDUSTRIAL ATITALAQUIA, HIDALGO C.P.  
42970 MEXICO

Tel: +52-55-5560-1519

Fax: +52-55-5560-2190

#### **TAITRON COMPONETS INCORPORATED E REPRESENTAÇÕES DO BRASIL LTDA**

RUA DOMINGOS DE MORAIS, 2777, 2.ANDAR, SALA 24 SAÚDE - SÃO PAULO-SP 04035-001 BRAZIL

Tel: +55-11-5574-7949

Fax: +55-11-5572-0052

#### **TAITRON COMPONETS INCORPORATED, SHANGHAI REPRESENTATIVE OFFICE**

METROBANK PLAZA, 1160 WEST YAN' AN ROAD, SUITE 1503, SHANGHAI, 200052, CHINA

Tel: +86-21-5424-9942

Fax: +86-21-5424-9931