



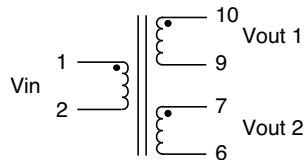
- Used in SMPS Flyback Topology
- Designed for use with National Semiconductor Chip LM2587/88
- UL94V-0 Recognized Components
- UL1446 Class B Insulation System
- Very Low Core Loss

Electrical Parameters @ 25° C

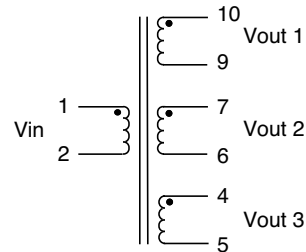
PCA Part Number	Chipset	Xfmr Code	Voltage (Vdc)				Primary OCL ($\mu\text{H} \pm 10\%$)	Current (Amp. Max.)			Turns Ratio	Schematic
			V in Pin 1-2	V out 1	V out 2	V out 3		Sec. 1	Sec. 2	Sec. 3		
EPC3169-3	LM2587/88	T3	18-36	12	-12	N	85	1.0	1.0-	N	1:.8:.8	A
EPC3169-4	LM2587/88	T4	18-36	5	12	-12	85	2.5	0.5	0.5	1:.35:.8:.8	B

• Isolation : 750 Vrms • 200 KHz Switching Frequency : "N" means Not Required/No Connections •

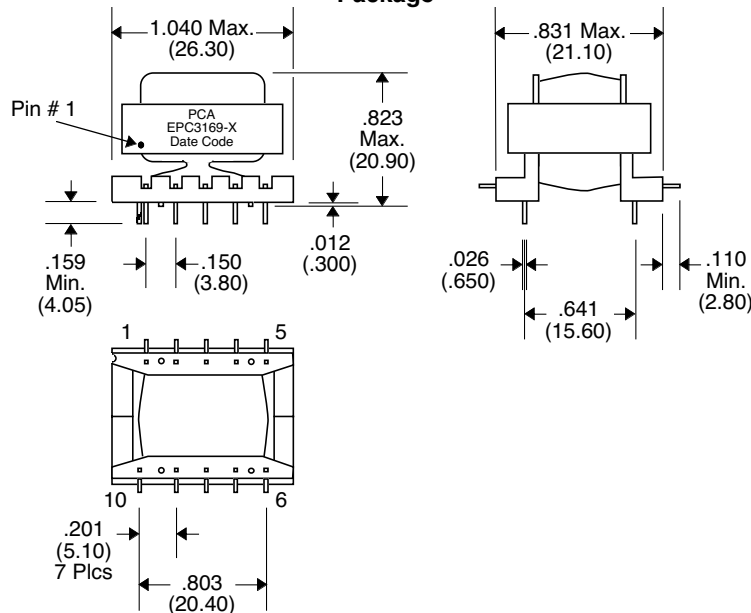
Schematic A



Schematic B



Package



Unless Otherwise Specified Dimensions are in Inches /mm $\pm .010 / .25$