

CVXO-014S & 014 Models

8 & 14 Pin Dip, 5V, HCMOS/TTL



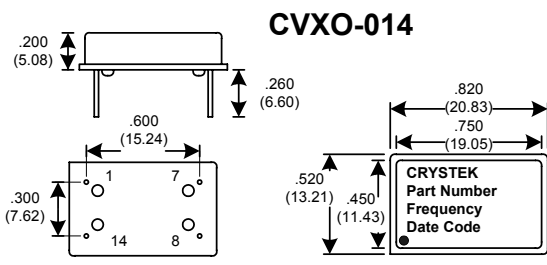
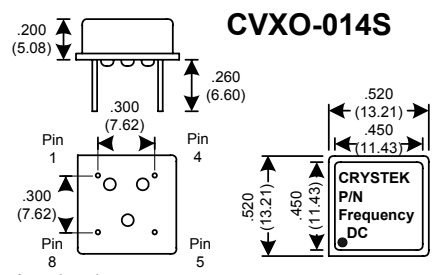
Voltage Controlled Crystal Oscillator



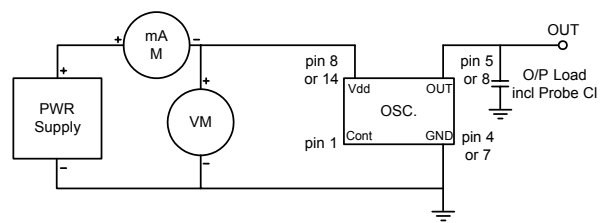
Designed to meet today's requirements for economical solutions.

****Custom Designs Available**

- Frequency Range:** 1MHz to 200MHz
- Frequency Stability:** ±10ppm to ±100ppm
- Temperature Range:** See Table 1
- Storage:** -55°C to 120°C
- Input Voltage:** 5V ± 0.5V
- Control Voltage:** 2.5V ± 2.0V
- Input Current:** 100mA Max @ 200MHz
- Output:** HCMOS/TTL
 - Symmetry: 40/60% Max @ 50% Vdd
 - (Option Y) 45/55% Max
 - Rise/Fall Time: 4ns Typ, 10ns Max
 - Control Range: See Table 2
 - (50ppm Min, 150ppm Max Std.)
 - Output Voltage: "0" = 10% Vdd Max
 - "1" = 90% Vdd Min
 - Load: 15pF/10TTL Max
 - Linearity: ± 10% Max
- Aging:** <3ppm 1st/yr, 1ppm every year thereafter



Dimensions inches (mm)
All dimensions are Max unless otherwise specified.



Crystek Part Number Guide for 8 pin

CVXO-014S A A Y - 25 - 44.768

#1 #2 #3 #4 #5 #6 #7

- #1 Crystek VCXO
- #2 Model
- #3 Temp. Range: (see table 1)
- #4 Control Range: (see table 2)
- #5 Symmetry: (Blank = 40/60, Y=45/55)
- #6 Stability: (see table 1, Blank = 100ppm)
- #7 Frequency in MHz: 3 or 6 decimal places

Example:
CVXO-014SAAY-25-25.000 = 5.0V VCXO, 0/50°C, ±30ppm Max Pull, 45/55, 25ppm, 25.000 MHz
CVXO-014SED-19.660800 = 5.0V VCXO, -20/70, ±100ppm Min Pull, 40/60, 100ppm, 19.660800 MHz

Operating Temperature	Freq. Stability (± ppm)				
	10	20	25	50	100
A 0°C to 50°C	10	20	25	50	100
B -10°C to 60°C	10	20	25	50	100
C 0°C to 70°C	10	20	25	50	100
D -10°C to 70°C		20	25	50	100
E -20°C to 70°C			25	50	100
F -30°C to 60°C			25	50	100
G -40°C to 85°C			25	50	100

Table 1

CONTROL RANGE OPTIONS	
A	20ppm Typ, 30ppm Max
B	30ppm Min
C	50ppm Min
D	100ppm Min
E	150ppm Min
F	200ppm Min
G (STD)	50ppm Min, 150ppm Max
H	150ppm Min, 250ppm Max
I	200ppm Min, 300ppm Max

Table 2

Crystek Part Number Guide for 14 pin

CVXO-014 A A Y - 25 - 44.768

#1 #2 #3 #4 #5 #6 #7

- #1 Crystek VCXO
- #2 Model
- #3 Temp. Range: (see table 1)
- #4 Control Range: (see table 2)
- #5 Symmetry: (Blank = 40/60, Y=45/55)
- #6 Stability: (see table 1, Blank = 100ppm)
- #7 Frequency in MHz: 3 or 6 decimal places

Example:
CVXO-014AAAY-25-25.000 = 5.0V VCXO, 0/50°C, ±30ppm Max Pull, 45/55, 25ppm, 25.000 MHz
CVXO-014ED-19.660800 = 5.0V VCXO, -20/70, ±100ppm Min Pull, 40/60, 100ppm, 19.660800 MHz

Specifications subject to change without notice.

TD-02077 Rev.C