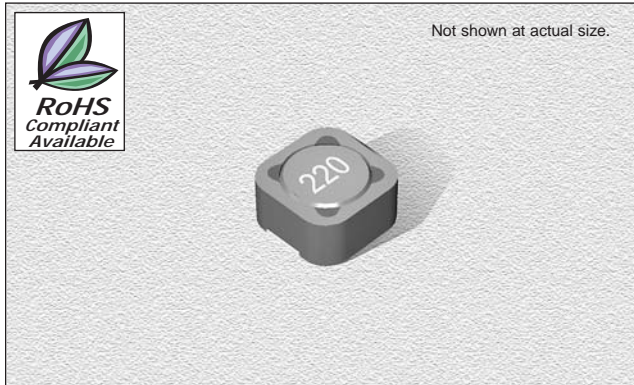


# CTCDRH74C Series

From 10  $\mu$ H to 1,000  $\mu$ H

## SPECIFICATIONS

Parts are available in  $\pm 20\%$  tolerance only.  
 \*Indicates the current when the inductance decreases to 75% over its nominal value of DC current when the temperature rising  $\Delta T = 40^\circ\text{C}$  lower, whichever is lower.  
 CTCDRH74CE Please specify "F" for RoHS Compliant



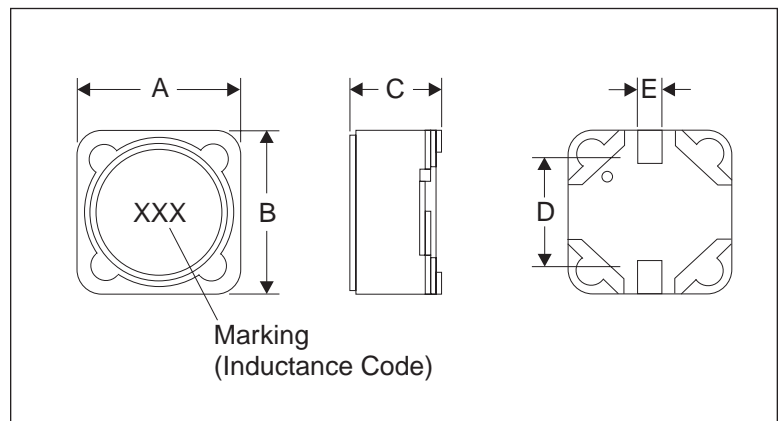
## CHARACTERISTICS

- Description:** SMD (shielded) power inductor
- Applications:** Power supplies for VTR, OA equipment, LCD televisions, PC notebooks, portable communication equipment, DC/DC converters, etc.
- Operating Temperature:**  $-40^\circ\text{C}$  to  $+85^\circ\text{C}$
- Inductance Tolerance:**  $\pm 20\%$
- Testing:** Inductance is tested on an HP4284A at 1.0 kHz, 0.25V
- Packaging:** Tape & Reel
- Marking:** Parts are marked with inductance code
- Miscellaneous:** Magnetically shielded
- Miscellaneous:** RoHS Compliant available
- Additional Information:** Additional electrical & physical information available upon request
- Samples available.** See website for ordering information.

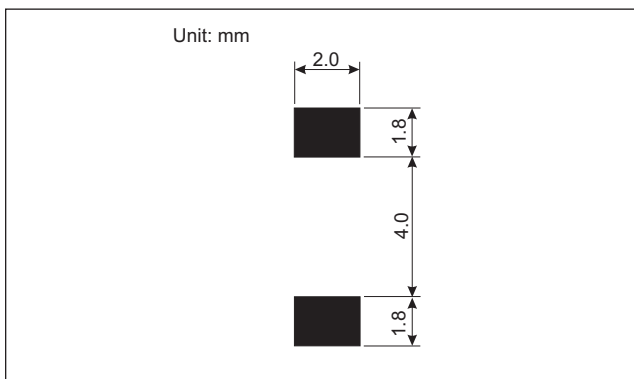
Part Number	Inductance ( $\mu$ H)	L Test Freq. (kHz)	DCR Max. ( $\Omega$ )	*IDC Max. (A)
CTCDRH74C_-100M	10	1.0	0.049	1.84
CTCDRH74C_-120M	12	1.0	0.058	1.71
CTCDRH74C_-150M	15	1.0	0.081	1.47
CTCDRH74C_-180M	18	1.0	0.091	1.31
CTCDRH74C_-220M	22	1.0	0.11	1.23
CTCDRH74C_-270M	27	1.0	0.15	1.12
CTCDRH74C_-330M	33	1.0	0.17	0.96
CTCDRH74C_-390M	39	1.0	0.23	0.91
CTCDRH74C_-470M	47	1.0	0.26	0.88
CTCDRH74C_-560M	56	1.0	0.35	0.75
CTCDRH74C_-680M	68	1.0	0.38	0.69
CTCDRH74C_-820M	82	1.0	0.43	0.61
CTCDRH74C_-101M	100	1.0	0.61	0.60
CTCDRH74C_-121M	120	1.0	0.66	0.52
CTCDRH74C_-151M	150	1.0	0.88	0.46
CTCDRH74C_-181M	180	1.0	0.98	0.42
CTCDRH74C_-221M	220	1.0	1.17	0.36
CTCDRH74C_-271M	270	1.0	1.64	0.34
CTCDRH74C_-331M	330	1.0	1.86	0.32
CTCDRH74C_-391M	390	1.0	2.85	0.29
CTCDRH74C_-471M	470	1.0	3.01	0.26
CTCDRH74C_-561M	560	1.0	3.62	0.23
CTCDRH74C_-681M	680	1.0	4.63	0.22
CTCDRH74C_-821M	820	1.0	5.20	0.20
CTCDRH74C_-102M	1000	1.0	6.00	0.18

## PHYSICAL DIMENSIONS

Size	A Max.	B Max.	C Max.	D	E
mm	7.8	7.8	4.5	4.4 $\pm$ 0.5	1.5 $\pm$ 0.5
inches	0.31	0.31	0.18	0.173 $\pm$ 0.02	0.059 $\pm$ 0.02



## PAD LAYOUT



06.22.05