


● PROFESSIONAL LED INDICATORS Ø8.1mm Mounting

FEATURES



614 SERIES Tri-colour

PACK QUANTITY = 10 PIECES

- Black anodised aluminium housing
- Sealed to IP67
- Common anode version available
- Colour coded flying lead terminations
- Internal reverse protection diode fitted as standard in all voltage models.
- This product is configured to work as a three colour option LED. Red, Green and Amber

SPECIFICATION

Ordering Information & Typical Technical Characteristics (Ta = 25°C)

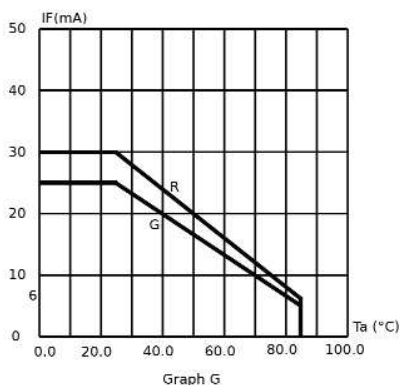
Mean Time Between Failure = 100,000 Hours. Luminous intensity figures refer to the unmodified discrete LED.

| PART NUMBER | COLOUR | LENS | VOLTAGE DC (Vdc) Vopr | CURRENT DC (mA) Iopr | LUMINOUS INTENSITY Iv@20mA (mcd) | WAVE LENGTH λp (nm) | OPERATING TEMP ToPr | STORAGE TEMP Tstg | |
|--------------------------------------|-----------|-------------|--------------------------|-------------------------|-------------------------------------|------------------------|------------------------|----------------------|-----|
| TRI-COLOUR STANDARD INTENSITY | | | | | | | | | |
| 614-535-04-35 | Red/Green | Water Clear | 2.0/2.2* | 20/10 | 5/5 | 627/565 | -40 ~ +85^ | -40 ~ +85 | Yes |
| 614-535-20-35 | Red/Green | Water Clear | 5/6 | 20/10 | 5/5 | 627/565 | -40 ~ +85^ | -40 ~ +85 | Yes |
| 614-535-21-35 | Red/Green | Water Clear | 12 | 19/9 | 5/5 | 627/565 | -40 ~ +85^ | -40 ~ +85 | Yes |
| 614-535-22-35 | Red/Green | Water Clear | 24 | 13/7 | 5/5 | 627/565 | -40 ~ +85^ | -40 ~ +85 | Yes |
| UNITS | | | Vdc | mA | mcd | nm | °C | °C | |



Please note there are two LED die built into these units allowing the colour options as detailed above. Please contact our sales department for further details of other available options.

* = Voltage DC for 20mA product if Vf@20mA, not Vopr.



^ = Products must be de-rated according to the derating information.

How to Order:

website: www.marl.co.uk • email: sales@marl.co.uk •

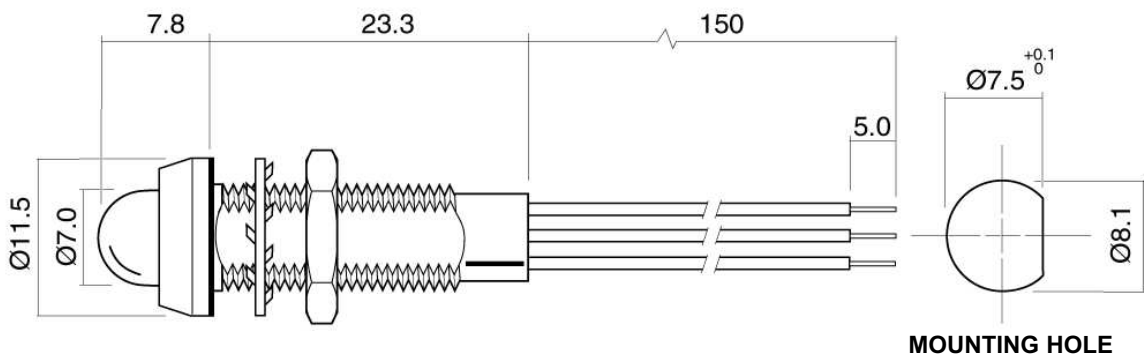
• Telephone +44 (0)1229 582430 • Fax: +44 (0)1229 585155

The information contained in this datasheet does not constitute part of any order or contract and should not be regarded as a representation relating to either products or service. Marl International reserve the right to alter without notice the specification or any conditions of supply for products or service.



BS EN ISO 9001:2000
Approved Manufacturer

614 Series



Dimensions in mm (Typical)
Not to scale

Red wire denotes red anode, green wire denotes green anode. Centre wire is common cathode black.

| MATERIALS | | CIRCUIT DIAGRAM |
|---------------|----------------------------|-----------------|
| Body | Black Anodised Aluminium | |
| Nut | Bright Nickel Plated Brass | |
| Panel Seal | Viton | |
| Lens | Polycarbonate | |
| Encapsulation | PC5430 Resin | |
| Lock Washer | Spring Steel | |

| TECHNICAL CHARACTERISTICS | | | | | |
|---------------------------|---------------------------|--------------|---------------------|--------------------------|--------------------------|
| SERIES | MAXIMUM POWER DISSIPATION | PANEL CUTOUT | NUT MOUNTING TORQUE | MINIMUM MOUNTING CENTRES | MIN/MAX. PANEL THICKNESS |
| 614 | 700 | 8.1 | 0.6 | x,y = 14.5 | 1.5-13.0 |
| UNITS | mW | Vdc | Nm | mm | mm |

- ### CONNECTION OPTIONS
- Red LED option - Red wire termination anode
 - Green LED option - Green wire termination anode
 - Amber LED option - Red and Green wire termination anode
 - Black wire termination cathode

website: www.marl.co.uk • email: sales@marl.co.uk •
 Telephone +44 (0)1229 582430 • Fax: +44 (0)1229 585155

The information contained in this datasheet does not constitute part of any order or contract and should not be regarded as a representation relating to either products or service. Marl International reserve the right to alter without notice the specification or any conditions of supply for products or service.



BS EN ISO 9001:2000
Approved Manufacturer