

SPDT RF SWITCH

MODEL TWH7425

Package: 12 Pin TO-8B (T9)

Also Available In: Connectorized Housings

Features

- 10 - 3000 MHz
- RF1, RF4 Reflective in 'OFF' State
- Integral TTL Driver
- Operating Temp. -55 °C to + 100 °C
- Environmental Screening available

Specifications

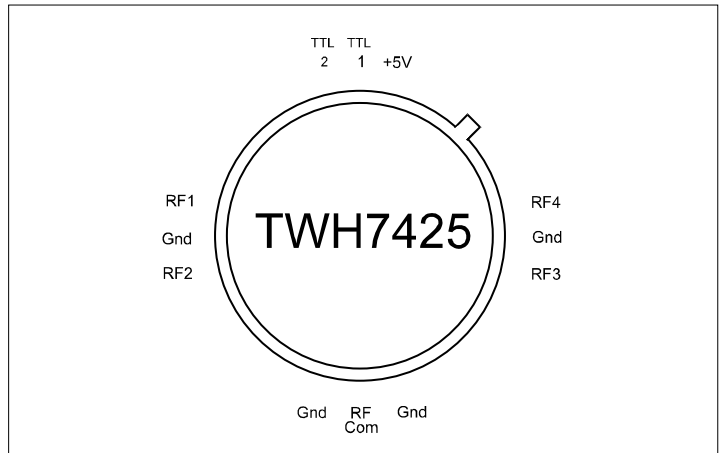
CHARACTERISTIC	TYPICAL Ta = 25 °C	MIN/MAX Ta = -55 °C to +100 °C
Frequency	5 - 3000 MHz	5 - 3000 MHz
Insertion Loss (dB)		
10 - 100 MHz	1.0	1.5 Max.
100 - 1500 MHz	1.2	1.6 Max.
1500-3000 MHz	1.4	2.4 Max.
Isolation (dB)		
10 - 100 MHz	70	60 Min.
100 - 1500 MHz	45	35 Min.
1500-3000 MHz	35	30 Min.
1dB Compression (dBm)		
10 - 100 MHz	18	8 Min.
100 - 1500 MHz	27	20 Min.
1500-3000 MHz	30	29 Min.
VSWR 'ON'	1.3:1	1.6:1 Max.
Switching Speed (µsec) (50% TTL to 90% RF)	2.0	3.0 Max.
DC Bias (mA) (4.5 to 5.5 VDC)	2.4	4.0 Max.

Note: Care should always be taken to effectively ground the case of each

Maximum Ratings

Ambient Operating Temperature -55°C to + 100 °C
 Storage Temperature -65°C to + 125 °C
 Case Temperature + 125 °C
 DC Voltage + 6.0 Volts
 Continuous RF Input Power +32 dBm

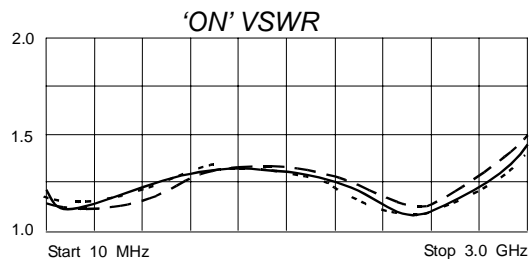
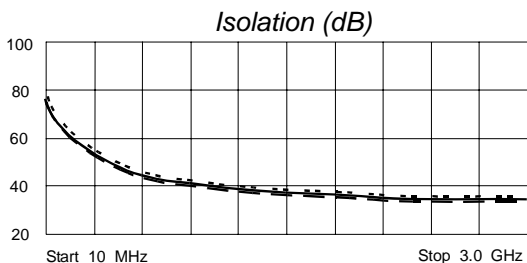
Pin Layout



Truth Table

TTL Control Inputs		Switch Position
TTL1	TTL2	RF Common Connected To
0	0	RF4
1	0	RF1
0	1	RF3
1	1	RF2

Typical Performance Data



Legend ——— + 25 °C - - - - +85 °C -55 °C



Spectrum Microwave · 2144 Franklin Drive N.E. · Palm Bay, Florida 32905 · PH (888) 553-7531 · Fax (888) 553-7532 12/16/04

www.SpectrumMicrowave.com Spectrum Microwave (Europe) · 2707 Black Lake Place · Philadelphia, Pa. 19154 · PH (215) 464-4000 · Fax (215) 464-4001