

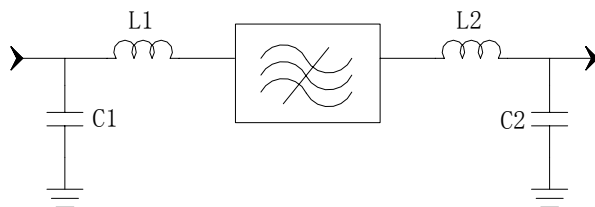
Specifications

Parameter	Unit	Minimum	Typical	Maximum
Center Frequency	MHz	109.95	110	110.05
Insertion Loss	dB	-	10.9	14
1 dB Bandwidth	MHz	-	0.66	-
3 dB Bandwidth	MHz	0.94	0.98	-
25 dB Bandwidth	MHz	-	2.03	2.06
40 dB Bandwidth	MHz	-	2.62	4
Passband Variation	dB	-	0.4	1
Absolute Delay	usec	-	0.76	-
Ultimate Rejection($f_0 \pm 6\text{MHz}$)	dB	40	45	-
Material Temperature coefficient	KHz/°C	0.11		
Ambient Temperature	°C	25		
Package Size	SMD 7*5			

Notes:

1. All specifications are based on the test circuit shown
2. In production, devices will be tested at room temperature to a guardbanded specification to ensure electrical compliance over temperature
3. Electrical margin has been built into the design to account for the variations due to temperature drift and manufacturing tolerances
4. This is the optimum impedance in order to achieve the performance show

Matching Configuration



L1=150nH L2=220nH

C1=18pF C2=22pF

Source/Load Impedance=50 ohm

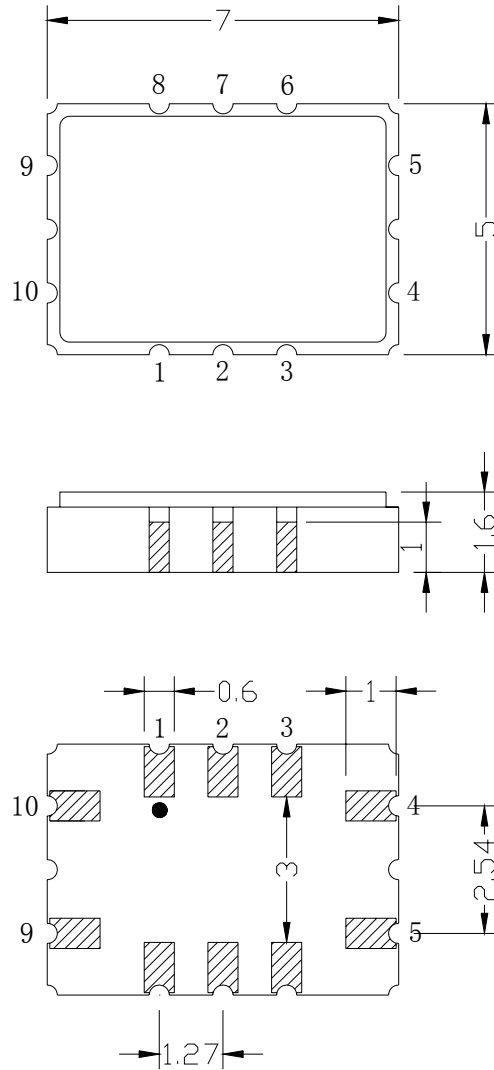
Notes - Component values may change depending on board layout.




SIPAT Co., Ltd.
(CETC No. 26 Research Institute)
Nanping Huayuan Road No. 14
Chongqing, China, 400060

Part Number	LBS11002	
Rev. Date	2006-3-18	
Rev.	1.0	Page 1/3

Package Dimension

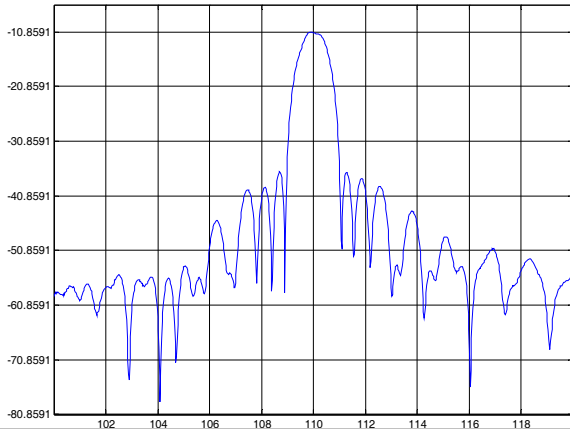


Input:9
Output:4

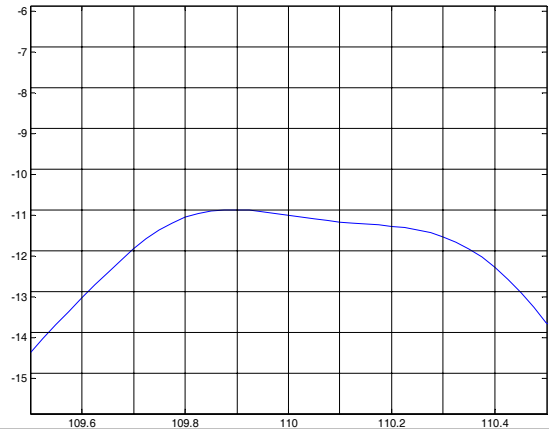
	SIPAT Co., Ltd. (CETC No. 26 Research Institute) Nanping Huayuan Road No. 14 Chongqing, China, 400060	Part Number	LBS11002	
		Rev. Date	2006-3-18	
		Rev.	1.0	Page

Typical Performance

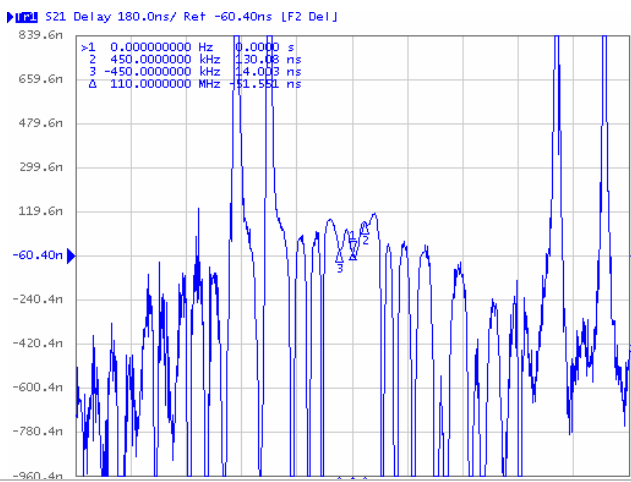
Frequency Respond



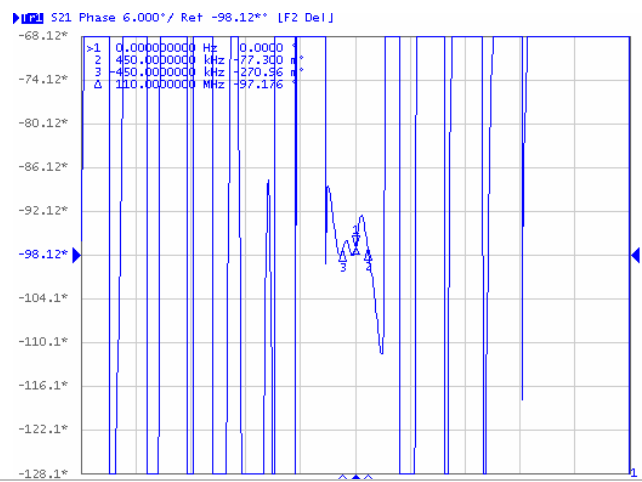
Passband Respond



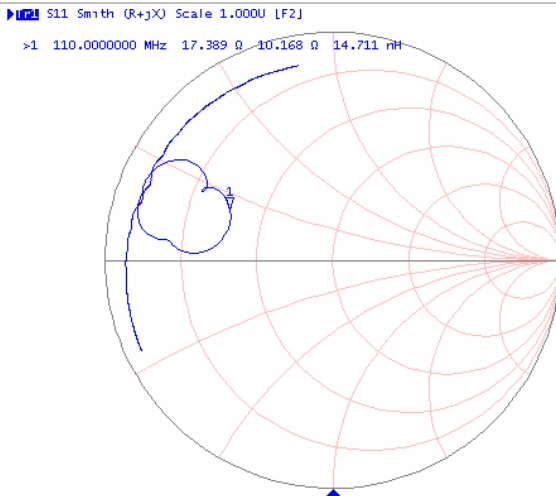
Group Delay Variation($f_0 \pm 0.45\text{MHz}$)



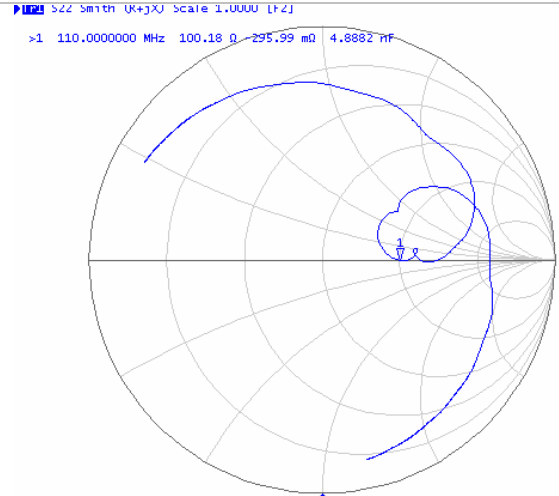
Phase Linearity($f_0 \pm 0.45\text{MHz}$)



Smith Chart S11



Smith Chart S22



SIPAT Co., Ltd.
(CETC No. 26 Research Institute)
Nanping Huayuan Road No. 14
Chongqing, China, 400060

Part Number	LBS11002	
Rev. Date	2006-3-18	
Rev.	1.0	Page 3/3